

# 全球物流协同

---

供应商订舱 - 邮件用户

**JABIL**

# 目录

---

- [流程概览](#)
- [系统设置](#)
- [供应商订舱流程](#)
- [取消供应商订舱](#)
- [被拒绝的供应商订舱 – 审批流程](#)
- [更新供应商订舱](#)
- [运输跟踪数据共享](#)
- [简化版UI中的菜单与导航](#)





# 全球物流协同

流程概览

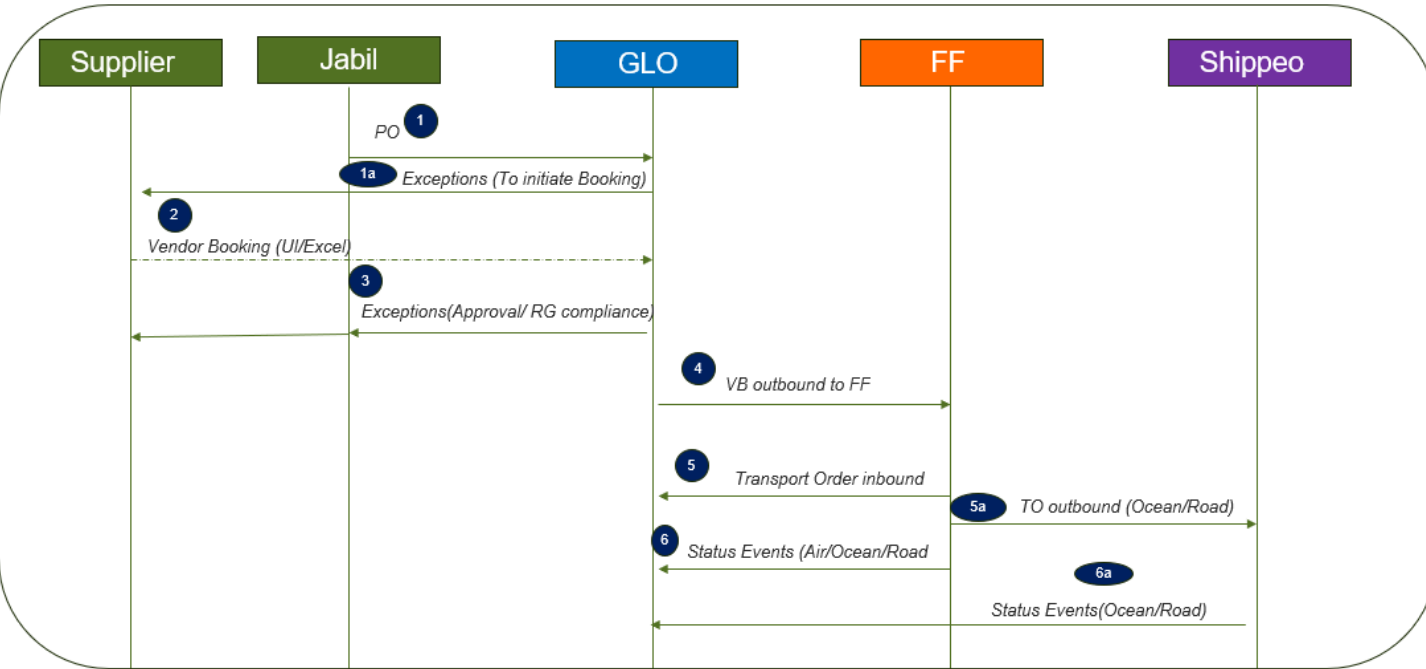
**JABIL**

# 工作原理



GLO 无缝集成到现有的 e2open 订单协同平台，通过自动向货代和承运商发送请求，简化订舱流程。同时提供数字化运输与路线指引信息，并通过 AI 赋能的跟踪流程实时更新 ETA。

# 高层流程概览



- 已完成 e2open 上线的供应商，其采购订单（PO）可在系统中查看
- e2open / GLO 将通过系统提醒通知供应商，对已具备发运条件的订单启动供应商订舱流程
- 供应商可通过 UI 界面或 Excel 方式在 GLO 中进行订舱
- 系统会基于 Jabil 在系统中维护的数字化《运输路线指南》（Routing Guide, RG）校验订舱
- 所有通过 RG 校验的发运会在分析报表中体现，供后续操作
- 成功创建的订舱将每 30 分钟发送给已对接的货代
- 货代完成运输规划后，将运输订单及运输单元信息回传至 GLO
- GLO 将从货代或 Shippeo 获取里程碑事件，实现可视化跟踪并提供准确的到达时间
- GLO 会将准确的 ETA 自动回写至 Jabil ERP 系统

# 供应商订舱流程总览

## 1. 采购订单 (PO) 管理:

- PO 会同步到 e2open 与 GLO, 供应商可像当前流程一样确认 PO 并在周度开放订单报告中提供 ETA
- **新增功能:**
  - 供应商可在 PO 上填写 **运单号 (Tracking Number)**
  - 新增两个字段：**运输方式 (Transport Mode)**、**承运商名称 (Carrier Name)**
  - 若填写，将自动与承运商数据库匹配并启动跟踪

## 2. 供应商订舱通知:

- 新增通知：“**需要供应商订舱**”
- 触发逻辑：  
PO 承诺日期或需求交期 - (运输时长 + 5 天备货时间)

## 3. 创建供应商订舱:

- 通过邮件通知中的**链接**启动订舱流程 (有效期 14 天)
- 系统会根据 Routing Guide 校验订舱是否合规
- 若供应商选择的承运商或运输方式与 RG 不一致，系统会 **高亮提示**

# 供应商订舱流程总览

## 4. 非合规供应商:

- 若不符合 Routing Guide :
  - 系统会通知 Jabil 采购员和供应商
  - 不会中断订舱流程
- 若供应商在 **受限供应商清单 (Restricted Supplier List)** :
  - 订舱需 Jabil 采购员审批
  - 可批准或拒绝

## 5. 货代交互

- 审批通过后, 订舱发送至货代
- 供应商通过 GLO 向货代提交发运信息与文件
- 货代完成订舱并回传运输订单信息

## 6. 事件更新:

- 货代回传运输节点事件
- GLO 自动更新ERP中的 ETA

## 7. **GLO 之外订舱与跟踪数据共享:**

- **包裹 (Parcel) 不可在 GLO 中订舱**
- 供应商可在 GLO 中共享 :
  - 运单号
  - 快递公司
  - 运输方式



# 全球物流协同

系统设置

**JABIL**

# 系统设置说明

1. 请确认负责订舱人员的邮箱地址
2. 可配置多个联系人接收订舱通知
3. 注册用户将根据供应商代码和频率接收合并通知

系统邮件地址（请勿屏蔽）：


[mailer@services.e2open.com](mailto:mailer@services.e2open.com)

[donotreply@e2open.com](mailto:donotreply@e2open.com)

通知名称	描述	频率
PO 需订舱通知	<p>该采购订单属于供应商，将收到一封电子邮件，用于创建供应商预订，无需登录系统。</p> <p>当以下任一条件满足时，将不会发送提醒：</p> <p>排程状态为“已取消”、“已关闭”或“无承诺” 已存在供应商预订</p>	<p>当前日期 = “确认到达日期” - (运输时间 + 准备天数 (5天))</p> <p>当“确认日期”不可用时： 当前日期 = “采购订单请求日期” - (运输时间 + 准备天数 (5天))</p>
订舱被拒通知	<p>如果由于供应商多次违反运输指南，在与采购员内部沟通后，Jabil 的采购员/物流人员拒绝了供应商预订，将会向供应商发送一条关于供应商预订被拒绝的提醒。</p>	<p>每小时一次 不重复</p>
订舱取消通知	<p>当供应商预订被取消时，此操作将提醒供应商其预订已被取消。</p>	<p>每小时一次 不重复</p>
托运人订舱文件待上传通知	<p>当供应商预订被标记为危险品且供应商未附上MSDS（化学品安全技术说明书）文件时，将触发此通知。</p>	<p>每日 17:00 UTC 不重复</p>

# GLO 解决方案概览

Vendor Booking Required Alert/采购订单待供应商订舱通知 (长尾合作伙伴) [Ref:b2dd9da1-c3c1-4108-99a6-f040cc49116f] [Inbox x](#)

 mailer@services.e2open.com  
to me



## Vendor Booking Required Alert

Supplier Partner,

At the time of this email, a Shipper Booking is Required. To access the order information and start the shipment booking process please go to the [LINK](#) and start the booking process in the User Interface. The system will automatically share your pick-up request to the Freight Forwarders/Carriers based on your provided data!

**Attention:** Courier booking (Parcel) is not possible. Please follow direct process with respective courier and share tracking data once completed. Every shipments which are already booked outside of GLO please use the attached Excel template to fill in the: Tracking number FF/Carrier name and Transport Mode and respond via email to GLO system. Please attached the filled Excel in your response!

Alternatively, you can provide the following information—tracking number, Freight Forwarder or Carrier name, and transport mode—in the Purchase Order list during the regular weekly purchase order commit process.

Thank you for your collaboration!

To avoid delays, please start the booking process as soon as possible.

**Note:** The one-time token access expires after 14 days. If expired, contact the Jabil Buyer to resend the Booking Request Alert.

供应商合作伙伴:

截至发件时, 需提交发货方订舱申请。如需查看订单信息并启动订舱流程, 请通过下方 [链接](#) 登录用户界面, 开始操作。系统将根据你提供的数据, 自动向货运代理/承运人发送提货请求!

**注意事项:**

暂不支持快递(小件包裹)线上订舱。请直接与对应快递公司对接, 完成后同步物流跟踪号。所有未通过 GLO 系统预订的货物, 请填写附件中的 Excel 模板包含以下信息: 物流跟踪号 货运代理/承运人名称 运输方式 填写完成后, 通过邮件回复 GLO 系统, 并附上该 Excel 文件。

此外, 你也可在每周常规采购订单确认流程中, 在采购订单列表内提供以下信息: 物流跟踪号、货运代理或承运人名称、运输方式

感谢您的协作! 为避免货物延误, 请尽快启动订舱流程。

**\*\*JABIL CONFIDENTIAL INFORMATION\*\***

The content of this electronic message shall be deemed Confidential Information and subject to the terms & conditions of the Non-Disclosure Agreement currently in effect between your Company and Jabil, Inc., or any of its affiliates.

**备注:**

**\*\* 提醒机密信息 \*\***

一次性访问令牌有效期为 14 天。若令牌过期, 请联系负责采购专员重新发送订舱请求通知。小电子信内容应视为机密信息, 并受贵公司与捷普或其任何关联公司之间有效的《保密协议》条款和条件的约束。



Unless superseded by an executed Purchase Agreement or other signed agreements executed between the parties, the most up-to-date terms and conditions contained in Jabil's Supplier

- 系统自动根据 PO 交期 + 运输时间 + 5 天备货时间生成订舱提醒
- 未完成订舱的 PO 不会重复提醒
- 邮件中的链接用于启动订舱 (14 天有效)
- 邮件供应商仅能通过链接方式订舱



# 全球物流协同

供应商订舱

**JABIL**

# 供应商订舱 - 邮件通知

- 系统会根据采购订单的交货日期或到达日期，加上运输时间和准备时间，向供应商发送供应商预订通知。
- 请使用邮件中的[链接开始装运预订流程](#)；该链接有效期为**14天**。
- 出于安全考虑，当需要时，e2open会单独发送**一次性密码（OTP）**
- 
- **如果链接在收到邮件后的5天或更长时间才被打开，或首次打开后的再次重返，系统会触发一次性密码（OTP）验证。**
- **通过这种安全措施，您可以使用同一邮件链接进行14天内的操作。**



# 订舱流程 (GLO)

1. 点击邮件链接进入 e2open UI
2. 可将相同收货地址的 PO 合并为一个订舱
3. 点击 Create Vendor Booking (创建订舱)

**注意：** 只有已确认 (Confirmed) 的采购订单 (PO) 才能用于新增发运订舱，且承诺日期 (Commit Date) 不能早于当前日期。  
如果所选 PO 中存在未确认的订单，或承诺日期为过去日期，系统将显示错误提示。

Home > Exceptions > Order Execution > Discrete Order Problem Summary > Problem List Job Status

Search Orders

## Order Schedules Page 1 of 1; 5 Records, 3 Selected

Purchase Order due for Vendor Booking Alert (LongTail Partner) ⚙️ ⬇️

	Purchase Order No.	Line ID	Line State	Schedule ID	Request Qty.	Total Received C	Open Qty.	Promise ID	Promise State	Promise Qty.	U	Remaining Booked	Total Booked	Shipped Qty
<input checked="" type="checkbox"/>	1302596122 (0)	1 (0)	Accepted	1	200	0	200	1	Confirmed	200	EA	200	0	
<input checked="" type="checkbox"/>	1302596123 (0)	1 (0)	Accepted	1	400	0	400	1	Confirmed	400	EA	400	0	
<input checked="" type="checkbox"/>	1302596123 (0)	2 (0)	Accepted	1	101	0	101	1	Confirmed	101	EA	101	0	

Acknowledge Edit Promises No Commit Create Invoice **Create Vendor Booking** View History Reset

Records per page

# 订舱创建（表头数据）

供应商订舱页面将会在新窗口中打开，其中会包含已预选的采购订单及其详细信息，所有必填字段都标记在下方红色框内。

Menu Add to Favorites Discrete Order Search My Workspace

Back to Order List Create Shipment Job Status

### Vendor Booking Header

Locales and local to event dates/times behave independently of each other while editing.  
\* Denotes required field.

Vendor Booking No.  
BKG1969

Ship Date \* 1

Creation Date  
2025-11-11:10:49:23

Transaction Mode

Declaration Required

Declaration Location

Supplier Shipment Reference

Incoterms  
EXW

Incoterms Location  
loc

### Parties

Consignee ID  
PL01

Consignee Name  
Kwidzyn Poland

Supplier ID  
0000260326

Supplier Name  
Test Connections Inc.

### Routing

Pick up Location\*

Place Of Receipt Address 2

Place Of Delivery\*

Place Of Delivery Address

Pickup Location Address Line 1

Pickup Location City

Pickup Location Country

Pickup Location Region

Pickup Location Postal Code

Place of Delivery Address Line 1

Place of Delivery City

Place of Delivery Country

Place of Delivery Region

Place of Delivery Postal Code

### Shipment Details

Freight Forwarder (Pre-ASN)

Transport Mode\* 3

Packing Comments \*

Chargeable Weight (KGS) \*

0

### Vendor Booking Line Items

Vendor Booking Line ID	Purchase Order No	Purchase Order Line ID	Purchase Order Schedule ID	BuyerID/Purchasing Group	Buyer Email	Jabil Part Number	Jabil Part Description	Material Group	Commodity	Unit Of Measure	Booked Qty*	No. Of Packages	Packaging Type	DG Flag	MPN Number	Expected FF/Carrier	Expected Transport Mode	Expected Serv
1	1302596216	1	1	W81	SPARE@JABIL.COM	HB1159316	PartDescriptionTest51231...	JABIL		EA	120	0	Pallets		MANUFACTUF			
2	1302596217	1	1	W81	SPARE@JABIL.COM	HB1159313	PartDescriptionTest1234	JABIL		EA	100	0	Pallets		MANUFACTUF			

Calculate Save Create Shipment Undo

# 订舱创建（表头数据）

1. 系统会自动生成供应商预订编号。
2. 发货日期：用户必须输入发货日期。
3. 创建日期会自动设置为当前日期。
4. 运输方式是下拉菜单，请选择适当的选项。
5. 是否需要申报：这是一个可选字段，您可以选择“是”或“否”。
6. 申报地点：供用户填写的可选字段。
7. 供应商发货参考：供用户填写的可选字段。
8. 交货条款（Incoterms）会从采购订单中自动填写，如有错误可以进行编辑。

Vendor Booking Header

Locales and local to event dates/times behave independently of each other while editing.  
\* Denotes required field.

Vendor Booking No. **BKG1969** 1

Ship Date\* 2 YYYY-MM-DD hh:mm:ss GMT

Creation Date 3 2025-11-11:10:49:23

Transaction Mode 4 International Trade Domestic Trade Bonded Trade

Declaration Required 5

Declaration Location 6

Supplier Shipment Reference 7

Incoterms 8 EXW

Incoterms Location 8 loc

# 供应商预订 – 创建 – 参与方与路线数据

1. 收货方ID – 代表捷普的目的地点代码，由采购订单自动填入，无法修改。
2. 提货地点必填 – 指示从哪里进行提货的地点地址，这是一个自动填充字段，用户开始输入地址时，系统会建议可用选项并填充相关字段。
3. 如果所需的提货地点不存在，用户可以通过点击图标打开模板添加新地点。详细信息请见下一页。
4. 一旦点击“计算”，提货地点的详细信息将显示在界面上。
5. 交货地点 – 初始时从采购订单映射，可通过自动填充字段进行修改，该字段包含所有可用的捷普工厂。
6. 用户也可以通过点击图标打开新模板来新增交货地点地址。详细信息将在后续页面说明。

The screenshot shows the 'Parties' and 'Routing' sections of a supplier booking form. Callout 1 points to the 'Consignee ID' field (PL01). Callout 2 points to the 'Pick up Location\*' field. Callout 3 points to the 'Place Of Receipt Address' field. Callout 4 points to the 'Vendor Booking Line ID' column in the table below. Callout 5 points to the 'Place Of Delivery\*' field. Callout 6 points to the 'Place Of Delivery Address' field. 'CLICK' callouts point to the address selection icons in the 'Place Of Receipt Address' and 'Place Of Delivery\*' fields, and the 'Calculate' button at the bottom left.

Vendor Booking Line ID	Purchase Order No	Purchase	Purchase	Buye	Buyer Email	Jabil Part Number	Jabil Part	Material Grou	Storage Location	Commodity	Unit Of Measure	Booked Qty*	No. Of Packages	DG Flag	MPN Number
1	1302596216	1	1	W81	SPARE@JABIL.COM	HB1159316	PartDe...	JABIL			EA	120	0		MANUFACTURER PART NUMBER TEST CODE
	1302596217	1	1	W81	SPARE@JABIL.COM	HB1159313	PartDe...	JABIL			EA	100	0		MANUFACTURER PART NUMBER TEST CODE

# 供应商预订 - 创建 - 参与方与路线数据

要设置新的提货地点，请按以下步骤操作：

1. 选中图标以打开数据模板。
2. 按照要求填写模板：确保地址 ID 独一无二，并在“国家”字段中填写正确的国家代码。
3. 点击“确定”以保存填写的信息。下次在默认提货地点列表中，即可看到保存好的提货地点！
4. 将“提货地点地址”字段中的数据复制到带星号 (\*) 标记的“提货地点”字段中。

The image shows a two-part screenshot of a software interface for creating a supplier address. The top part shows a form with fields for 'Pick up Location \*', 'Pick Up Location Address', 'Pickup Location Address Line 1', 'Pickup Location City', 'Pickup Location Postal Code', 'Place of Delivery Address Line 1', and 'Place of Delivery Postal Code'. A blue callout '1' points to a small icon in the 'Pick Up Location Address' field. A blue callout '2' points to the 'Address ID \*' field in the 'Denotes required field.' section, which contains the value '0000260326\_test supplier1'. A red exclamation mark is next to it. The 'Country' field contains 'CN - China' and also has a red exclamation mark. A blue callout '3' points to the 'OK' button. A blue callout '4' points to a red dashed arrow indicating the copy-paste action from the 'Pick Up Location Address' field to the 'Pick up Location \*' field. A blue callout 'CLICK' points to the icon in the 'Pick up Location \*' field.

# 供应商预订 - 创建 - 参与方与路线数据

要设置新的收货地址，请按以下步骤操作：

1. 选中图标以打开数据模板。
2. 按照要求填写模板：确保地址 ID 独一无二，并在“国家”字段中填写正确的国家代码。
3. 点击“确定”以保存填写的信息。
4. 将“收货地址”字段中的数据复制到带星号 (\*) 标记的“收货地点”字段中。

The image shows a two-step process for creating a new delivery address.   
**Step 1:** The 'Place of Delivery' form has a 'Place of Delivery Address' field with a small icon (a square with a plus sign) next to it. A blue box labeled 'CLICK' points to this icon, and a circle with the number '1' is around it.   
**Step 2:** The 'Address' form has several fields. A red box highlights the 'Address ID \*' and 'Address Description' fields, with a red exclamation mark next to them and a circle with the number '2'. Another red box highlights the 'Country \*' field, also with a red exclamation mark. At the bottom right, a red box highlights the 'OK' button, with a circle containing the number '3'.   
**Step 4:** A red dotted arrow labeled '4' points from the 'Place of Delivery Address' field in the first form to the 'Place of Delivery Address' field in the second form. A red box highlights the 'Place of Delivery Address' field in the second form, and a red box labeled 'Copy and paste' is positioned above the arrow.

# 供应商预订 - 创建 - 数据

1. 货运承运商/货代：这是一个自动填充字段，当用户输入时，会显示相关结果。
2. 运输方式是必填项——用户必须从下拉菜单中选择适当的选项。**注意：GLO 系统不支持包裹预订**，请遵循“[追踪数据共享](#)”部分的相关步骤。
3. 装箱说明是必填项，接受自由文本——请提供详细的装箱信息，包括每个包裹的**数量和类型**，以及**重量和尺寸**。这些数据与货代在装箱单中所获得的数据相同。
4. 计费重量需要填写，且必须以公斤（KGS）为单位。
5. 在填写完所有头部信息后，您可以继续到行级详情【[下一页](#)】。

**Shipment Details**

Freight Forwarder (Pre-ASN) 1

Transport Mode\* 2

Packing Comments\* 3

Chargeable Weight (KGS)\* 4

PartyId PartyName Reference 1 Reference 2 Reference 3

PartyId	PartyName	Reference 1	Reference 2	Reference 3
KHNN	KUEHNE + NAGEL INC.			

ROAD  
OCEAN  
AIR  
PARCEL

2 pallets (120 cm \* 80 cm)  
20 boxes (30 cm \* 20cm)

550

**Vendor Booking Line Items** 5

Vendor Booking Line ID	Purchase Order No	Jabil Part Number	Material Gr	Unit Of Meast	Booked Qty*	Shipped Qty	No. Of Packages	Packaging Type	DG Flag	Service Level	Stackable Allowed	Battery Included	Invoice Number
1	1302596216	HB1159316	JABIL	EA	100	0	2	Pallet Wooden	Yes	Standard	Yes	Yes	
2	1302596217	HB1159313	JABIL	EA	50	0	20	Boxes		Standard	Yes		

Calculate Save Create Shipment Undo

# 供应商预订 – 创建 – 预订行项目 1

1. 界面上可以看到采购订单编号。
2. 预订数量会根据采购订单的未交货数量 ( Open Quantity) 自动填入。如果供应商计划发运的数量少于采购订单的未交货数量，可以修改预订数量。**\*\*注意：\*\***预订数量不能超过采购订单的未交货数量；**在修改预订数量时，请同时考虑可能已在途的数量。**
3. 包装类型可从下拉列表中选择，并可填入各类包装的数量 ( 见下方示例 ) 。
4. DG 标识 ( 危险品标识 ) : 选项为“是”或“否”。如果货物属于危险品，请选择“是”。
5. 服务级别：可选择“快速 (Express)”或“标准 (Standard)”。
6. 预期的货运代理/承运人、运输方式和服务级别将根据捷普数字化运输指南 ( Jabil Routing Guide, 简称 RG) 自动映射，并仅在用户点击页面左下角的“计算” ( Calculate) 按钮 (7) 后显示。此信息用作指示，提醒用户当前选择是否违反捷普的运输指南规定。
7. 当所有数据输入完毕后，用户可以点击“计算”按钮，以查看系统给出的货运代理/承运人和运输方式。

Shipment Details

Freight Forwarder (Pre-ASN): KHNN

Transport Mode\*: OCEAN

Packing Comments\*: 2 pallets (120 cm \* 80 cm)  
20 boxes (30 cm \* 20cm)

Chargeable Weight (KGS)\*: 550

PartyId PartyName Reference 1 Reference 2 Reference 3

PartyId	PartyName	Reference 1	Reference 2	Reference 3
KHNN	KUEHNE + NAGEL INC.			

Vendor Booking Line Items

Vendor Booking Line ID	Purchase Order	Purchase Qty	Jabil Part Number	Jabil Material Group	Commodity	Unit Of Measure	Booked Qty*	No. Of Packages	Packaging Type	DG Flag	MPN Number	Expected FF/Carrier	Expected Transport Mode	Expected Service Level	Service Level*	Service Level*
1	1302596248	1	HB1159316	P...	JABIL	EA	210	2	Pallet Wooden		MANUFACTURE...	KHNN	OCEAN	Standard	Express	Standard
2	1302596249	1	HB1159316	P...	JABIL	EA	220	20	Boxes	Yes	MANUFACTURE...	KHNN	OCEAN	Standard	Express	

Calculate Save Create Shipment Undo

7

# 供应商预订 - 创建 - 预订行项目 2

1. HS 编码（海关编码）：初始值为 000000，用户可以修改。
2. 允许堆叠：选项为“是”或“否”，可从下拉菜单选择。
3. 包含电池：用户可选择“是”或“否”。
4. 发票编号：可选项。
5. ECCN 编号（出口管制分类号）：可选项。
6. 货物类型：用户从预定义的列表中选择。
7. 核实所有细节后，用户应点击“创建装运” (Create Shipment) 按钮。
8. 系统将保存预订，并显示包含预订 ID 的确认弹窗。点击该预订 ID 超链接，可查看预订详情并上传所需的运输文件

Shipment Details

Freight Forwarder (Pre-ASN): KHNN

Transport Mode\*: OCEAN

Packing Comments\*: 2 pallets (120 cm \* 80 cm)  
20 boxes (30 cm \* 20cm)

Chargeable Weight (KGS)\*: 550

Vendor Booking Line Items

	Vendor Booking Line ID	Purchase Order	Purchase CFlag	MPN Number	Expected FF/Carrier	Expected Transport Mode	Expected Service Level	Service Level*	HS Code - Please Update	Stackable Allowed	Battery Included	Invoice Number	ECCN Number	Cargo Type
1	1	1302596248	1	MANUFACTURE...	KHNN	OCEAN		Standard	000000	Yes	No			Raw Material
2	2	1302596249	1	MANUFACTURE...	KHNN	OCEAN			000567	No	No			Raw Material

Buttons: Calculate, Save, **Create Shipment**, Undo

7

8

Vendor Booking **BKG3654** created successfully. Please Note: Please attach the documents on the Vendor Booking.

# 供应商预订 - 创建 - 状态与更新

点击订舱号查看详情，蓝色文字可跳转查看 PO 或里程碑

Vendor Booking > Vendor Booking > Vendor Booking Search Line(s) > Vendor Booking List Line(s) Job Status

Search Vendor Bookings

### Vendor Booking List Page 1 of 1; 2 Records, 2 Selected

*Locales and local to event dates/times behave independently of each other while editing.*

<input checked="" type="checkbox"/>	<input checked="" type="checkbox"/>	Vendor Booking No.	Milestones	Header State	A	R	Consignee ID	Consignee N	Supplier ID	Supplier N	Ship Date	Transport Mode	Purchase Order No	P	Pick up Location*	Place Of Delivery	Tracking Number	Freight
<input checked="" type="checkbox"/>	<input checked="" type="checkbox"/>	BKG3654	Milestone Details	Confirmed			PL01	Kwidzyn Poland	0000260326	Test Connec...	2025-11-19:08:00:00 CST	OCEAN	1302596249		ASIA PACIFIC CIS WUXI CO LTD ()	Jabi Poland Sp. z o. o. Test ...		KHNN
<input checked="" type="checkbox"/>	<input type="checkbox"/>	BKG3654	Milestone Details	Confirmed			PL01	Kwidzyn Poland	0000260326	Test Connec...	2025-11-19:08:00:00 CST	OCEAN	1302596248	1	ASIA PACIFIC CIS WUXI CO LTD ()	Jabi Poland Sp. z o. o. Test ...		KHNN

Records per page 20

#### Vendor Booking Details

*Locales and local to event dates/times behave independently of each other while editing.*

Vendor Booking No. BKG14296

Header State Planned

Creator Code e2open\_super\_user

Supplier Shipment Reference

Expected Transport Mode

Parties

Routing

Documents

Transport Mode\* PARCEL

Header Last Modified Date 2025-12-13:00:06:01

VB Sent to FF Date --

Incoterms EXW

Expected Service Level --

#### Attributes

Vendor Booking No. BKG3654

Consignee ID PL01

Consignee Description Kwidzyn Poland

#### Details

Milestone	Milestone Desc	Milestone Category	Milestone Date (Actual)	Milestone Level Key	Last Modified Date
SBC	Shipper Booking Confirmed	PLANNING	2025-11-19 13:47:34 GMT	BKG3654	19-11-2025 13:47:34
SBRUI	Shipper Booking Received UI	PLANNING	2025-11-19 13:18:09 GMT	BKG3654	19-11-2025 13:43:47

#### Order: 1302596249 - SAPSTG / 0000260326

Purchase Order No. 1302596249

Customer ID SAPSTG

Customer Description SAPSTG

Buyer Email SPARE@JABIL.COM

Incoterms EXW

Special Instructions None

Document Date 2025-11-18:13:29:10

Incoterms Location loc

Order Details Receipt Info Vendor Booking Info Transport Order Info

#### Order Schedules

Page 1 of 1; 1 Records, 1 Selected

Line ID	Schedule ID	Schedule State	Jabil Part Number	Jabil Part Description	SAP Part Number
1	1	Accepted	HB1159316	PartDescriptionTest5123124	HB1159316

# 供应商预订创建 - 运输指南 (RG) 校验

在供应商预订过程中，如果您选择的**承运人、运输方式或服务级别**与捷普运输指南（Routing Guide，简称 RG）所提供的推荐数据不一致，系统会将这些字段以红色高亮标注，并显示运输指南中所期望的正确选项。

**更正数据并点击“Update VB Details”**

Vendor Booking Details

Vendor Booking No. BKG33408

Ship Date 2026-03-12:00:00:00 CST

Creation Date 2026-03-05:11:42:15

Header State Confirmed

Header Last Modified Date 2026-03-05:11:43:22

Freight Cost Freight Collect

Transaction Mode

Creator Code Henriett Bak

VB Sent to FF Date --

Declaration Required

Declaration Location

Supplier Sh

Incoterms EXW

Incoterms Location loc

Parties

Routing

Documents

Shipment Details

Freight Forwarder (Pre-ASN) DZNA

Expected FF/Carrier WINN

Carrier (Post-ASN) --

Tracking Number --

Packing Comments 1 pallet 120 \* 80 cm  
20 boxes 20 \* 30 cm

Transport Mode\* ROAD

Expected Transport Mode OCEAN

Chargeable Weight (KGS) 650

Routing Guide Reference

PTA Required --

GLO Booking --

Vendor Booking Transport Order

Vendor Booking List Page 1 of 1; 1 Records, 1 Selected

Vendor Booking Line ID	Purchase Order No	Qty	Shipped Qty	No. Of Packages	Packaging Type	DG Flag	Expected Service Level	Service Level	Stackable Allowed	Battery Included	Invoice Number	ECCN Number	Cargo Type	HS Co
1	1302596286	2,100	0	0		Yes	Standard	Express						0000C

Cancel Update VB Details View History Reset

Records per page 30

# “联系物流” — 位于预期货代/承运商字段中

## 数字化 Routing Guide 中未定义的订舱

- 在供应商订舱过程中，如果在预期货代/承运商字段（2）下，所选择的**承运商、运输方式或服务等级**未包含在数字化运输指南中，点击“计算”后，系统将显示“联系物流”的提示信息。（2）
- 此时，您可以点击“保存”（3），记录系统生成的 Booking ID，然后联系 Jabil 寻求进一步协助。
  - 请通过 HELP 菜单查找各 Jabil 工厂对应的物流支持邮箱地址，并在最终提交订舱前与其取得联系。
  - 或者，您也可以查看此前已提供且有效的 Jabil Shipping and Routing Guide 指引文件中的预期承运商/货代信息，或联系 Jabil Buyer 获取进一步指导。
- 在收集到所有必要信息后，请返回已保存的订舱记录，按照[更新供应商订舱流程](#)章节中的步骤更新 FF/Carrier 信息，然后点击“Create Shipment”，将订舱请求发送给对应的货代/承运商。

Vendor Booking Line Items

	Vendor Booking Line ID	Purchase Order No	Purchase Order Line ID	Booked Qty*	No. Of Packages	Packaging Type	DG Flag	MPN Number	Expected FF/Carrier	Expected Transport Mode	Expected Service Level	Service Level*
:	1	1302596505	1	250	2	Pallet Woo	No	MANUFACTURER PART NUMBER TEST CODE	CONTACT LOGISTICS	AIR	Standard	Standard

1 3

2

Calculate Save Create Shipment Undo

# 未遵循运输指南的预订

## 运输指南不符

- 在供应商预订过程中，如果供应商选择的**承运人、运输方式或服务级别**与捷普公司数字化运输指南（Routing Guide，简称 RG）规定的不一致，系统会向捷普采购员发送电子邮件通知，但**预订流程不会因此中断**，供应商仍可继续完成预订。
- 受限供应商审批：如果供应商由于过往多次不合规记录被列入“**受限供应商名单**”（Restricted Supplier list），则该供应商的预订需要捷普采购员审批后才能生效。
- 对于受限供应商，在点击“计算”按钮后，系统不会给出具体的承运人和运输方案，而是将预期承运人显示为“HOLD”（暂挂），预期运输方式显示为“ALL”（全部），预期服务级别留空。尽管如此，**供应商仍可继续执行预订并点击“创建装运”提交预订**。见如下截屏：

Vendor Booking Line Items

Vendor Booking Line ID	Purchase Order No	Purchase Order Line ID	Packaging Type	DG Flag	MPN Number	Expected FF/Carrier	Expected Transport Mode	Expected Service Level
1	1302596397	1	Boxes	Yes	MANUFACTURER PART NUMBER TEST CODE	HOLD	ALL	

1 Calculate Save Create Shipment Undo

2

- 一旦提交此类预订，捷普采购员或物流团队会收到通知，可对该不合规预订进行**批准或拒绝**的决定。
- 如果捷普采购员批准预订，系统将通过计划任务（Scheduled Event）将该供应商预订转发给货运代理（Freight Forwarder）进行后续处理。
- 如果捷普采购员拒绝预订，系统会告知供应商拒绝原因，并将预订退回给供应商进行修改。供应商需根据反馈更正预订信息后重新提交。

有关被拒绝供应商预订的进一步说明，请参阅系统提供的[相关指引](#)

# 提交运输文件 - 通过电子邮件发送供应商 (附加文件)

供应商只能通过电子邮件上传其运输文件到订单中。

1. 当您在系统中完成预订后，系统会发出一个“待上传文件”提醒。
2. 邮件表格会列出缺失的必需文件。
3. 为了完成您的运输预订请求，请回复此邮件，并附上表格中列出的所有运输文件。
4. 请确保附件文件名与表格中“文件名称”栏中的名字完全一致。



Supplier Partners: To complete your shipment booking request, please reply to this email and attach all missing documents as listed in the table below.

Please ensure the file names match the document list in the table exactly. All attachments will be uploaded to the system for your supplier booking and will be automatically forwarded to the freight forwarder/carrier.

Thank you for your cooperation.

供应商合作伙伴:

为完成您的运输订舱申请，请回复此邮件，并按下表所列清单附上所有缺失的文件。请确保文件名与表格中文件清单所示完全一致。所有附件将被上传至系统，用于您的供应商订舱，并将自动转发给货代/承运人。

感谢您的配合。

#ref:25c7584e5-19d2fc6f09

#Vendor Booking No.	Consignee ID	Supplier ID	File Name	Doc Template ID	Desc	Status
BK.G41866	PL01	0000260326	MSDS		MSDS	READY FOR UPLOAD
BK.G41866	PL01	0000260326	PL		PL	READY FOR UPLOAD
BK.G41866	PL01	0000260326	CI		CI	READY FOR UPLOAD
BK.G41866	PL01	0000260326	CONTACT_INFO		CONTACT_INFO	READY FOR UPLOAD
BK.G41866	PL01	0000260326	Test - PL01 declaration		Test - PL01 declaration	READY FOR UPLOAD

Note: The one-time token access expires after 14 days. If the token expires, please contact a Jabil purchasing specialist to resend the booking request.

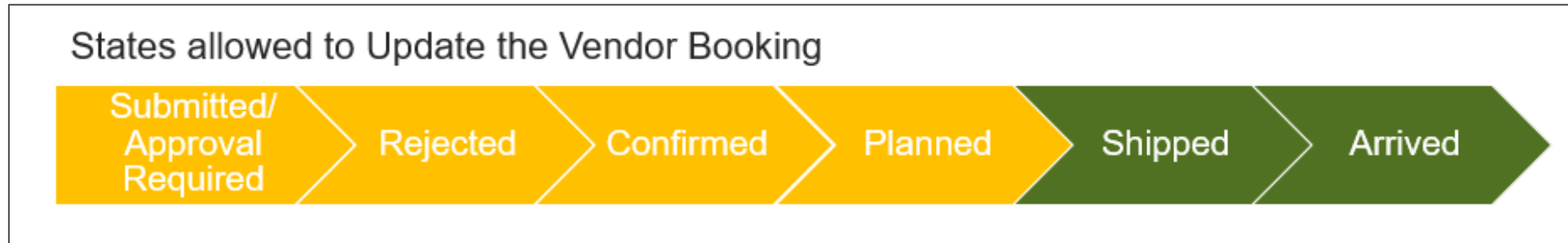
需要提供 4 份标准运输文件:

- 商业发票 (Commercial Invoice) - CI ;
- 装箱单 (Packing List) - PL ;
- 供应商联系信息文件 (包含邮箱和电话号码) , 以便货代在对订舱详情有疑问时进行联系 - CONTACT\_INFO ;
- 材料安全数据表 (Material Safety Data Sheet) - MSDS (如适用)

The image shows a close-up of the 'File Name' column from the table above. A red rectangular box highlights the entries: MSDS, PL, CI, and CONTACT\_INFO. A blue circle with the number '4' is positioned to the right of the box. A blue circle with the number '3' is positioned above the table header.

# 供应商订舱 - 状态定义

- 在 GLO 系统中，供应商预订 ( Vendor Booking) 在进入“已规划 ( Planned) ”状态之前，仍可进行信息更新。可更新供应商预订的角色包括：供应商、Jabil 采购员 ( Buyers) 以及 Jabil 物流人员 ( Logistics)
- 一旦供应商预订进入“已确认 ( Confirmed) ”、“已规划 ( Planned) ”、“已发运 ( Shipped) ”或“已到达 ( Arrived) ”状态后，将无法取消该预订。



状态名称	描述
系统处理中	系统在处理并上传预订数据时设置的内部系统状态。此状态不会在Web门户中显示给用户。
已提交/需审批	供应商预订未通过系统校验，需要人工干预（进入审批流程）。例如，若预订信息不符合捷普运输路线指南（Routing Guide，简称RG）或供应商属于受限供应商名单（Restricted Supplier List），系统会将预订置为此状态，等待捷普采购员审批。
已确认	供应商预订已通过校验（或获得审批）。预订被确认，系统将在预设的时间节点将装运指示发送给指定货运代理。
已规划	基于关联的运输订单（TO）对象更新的状态。当货运代理将运输订单和运输单元（TU）详情回传至GLO系统后，预订状态转换为“已规划”。
已发运	基于关联的运输订单对象更新的状态。承运人已从供应商工厂取件，货物可能在运往港口途中、海上运输途中，或运往最终目的地（客户工厂）的途中。此时预订状态为“已发运”。
已到达	基于关联的运输订单对象更新的状态。当所有货物送达最终目的地（客户工厂）后，预订状态转换为“已到达”。
已取消	供应商预订的行项目已被取消，不再继续执行。



# 全球物流协同

取消订舱

**JABIL**

# 取消 - 订舱

要取消供应商预订，请按以下步骤操作：

1. 进入菜单路径：Vendor Booking > Vendor Booking Summary 或 Search，筛选出之前已保存的预订记录。
2. 仅当“VB Sent to FF Date”（预订已发送至货运代理的日期）字段为空时，才可选择该采购订单（PO）进行取消操作。请检查页面上的日期和时间戳。
3. 点击“取消（Cancel）”按钮。
4. 如果系统允许取消，该操作将被确认；否则，系统将显示错误提示信息。
5. 一旦供应商预订被取消，您可以随时从采购订单列表中为同一 PO 创建新的预订。

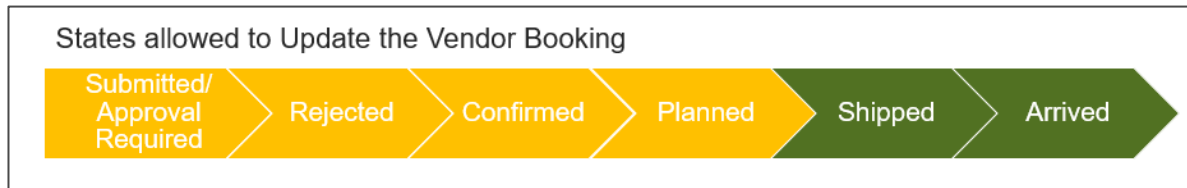
The screenshot displays the 'Vendor Booking List' interface. At the top, there is a breadcrumb trail: 'Vendor Booking > Vendor Booking > Vendor Booking Search Line(s) > Vendor Booking List Line(s)'. Below this is a search bar labeled 'Search Vendor Bookings'. The main content area shows a table with the following columns: Vendor Booking No., Purchase Order No., Purchase Order Line ID, Pick up Location\*, Place Of Delivery, Tracking Number, Freight Forwarder (Pre-ASN), Carrier (Post-ASN), Service Level, and VB Sent to FF Date. The first row is selected, and its 'VB Sent to FF Date' field is empty. An application message box is overlaid on the right side of the table, stating: 'Application Message: Some of the business objects could not be modified: Vendor Booking has been sent to Freight Forwarder and cannot be cancelled'. At the bottom of the interface, there are buttons for 'Cancel', 'Update VB Details', 'View History', and 'Reset'. The 'Cancel' button is highlighted with a red box. A 'Records per page' dropdown menu is also visible at the bottom right, set to 30.

Vendor Booking No.	Purchase Order No.	Purchase Order Line ID	Pick up Location*	Place Of Delivery	Tracking Number	Freight Forwarder (Pre-ASN)	Carrier (Post-ASN)	Service Level	VB Sent to FF Date
BKG33396	1302596397	1	Henriett Test ()	Jabil Circuit Poland Sp. Z o.o. Zaklad B ()		EXDO		Standard	
BKG5929	1302596267	1	AOC TECHNOLOGIESW	Jabil Poland Sp. z o.o. ()		PNII	PNII	Standard	2025-11-25:11:30:08
BKG5938	1302596268	1	ASIA PACIFIC CIS WUXI	Jabil Poland Sp. z o.o. ()		KHNN	KHNN	Standard	2025-11-25:11:30:09
BKG5939	1302596269	1	ASIA PACIFIC CIS WUXI	Jabil Poland Sp. z o.o. ()		PNII	PNII	Standard	2025-11-25:11:30:10
BKG5940	1302596266	1	ASIA PACIFIC CIS WUXI	Jabil Poland Sp. z o.o. ()		KHNN	KHNN	Standard	2025-11-25:11:30:10
BKG5941	1302596247	1	ASIA PACIFIC CIS WUXI	Jabil Poland Sp. z o.o. ()		PNII	PNII	Standard	2025-11-25:11:30:11

# 取消 - 订舱

供应商预订在“已确认 ( Confirmed ) ”、“已规划 ( Planned ) ”、“已发运 ( Shipped ) ”或“已到达 ( Arrived ) ”状态时，无法取消！

- 供应商仅在预订请求尚未分享给 FF ( Freight Forwarder, 货运代理 ) 或承运人之前可以取消供应商预订。可通过界面上相关的时间戳 **(1)**判断预订是否已发送给 FF/承运人
- Jabil 内部用户无权通过系统取消供应商预订。
- 当供应商预订已经发送给 FF/承运人后，只能通过线下沟通请求 FF/承运人针对该供应商预订 ID 向 GLO 系统发送取消信号来完成取消。
- 一旦 FF/承运人发送取消信号：系统将把相应的\*\*运输订单 ( TO, Transport Order ) /运输单元 ( TU, Transport Unit ) 状态更新为“已取消 ( Canceled ) ”，并向用户发送 CLP 取消通知 ( CLP Canceled Alert ) 。您可在菜单“物流查询 ( Logistics Query ) > 运输订单摘要 ( Transport Order Summary ) > 已取消 ( Cancelled ) ”\*\*中查看该通知信息。
- 在运输订单/运输单元取消后，对应的供应商预订也将被标记为“已取消”，系统会向用户发出 供应商预订取消通知 ( Vendor Booking Canceled Alert ) 。如预订被取消且货物仍需发运，供应商应为该采购订单重新创建新的供应商预订。



Vendor Booking > Vendor Booking > Vendor Booking Search Line(s) > Vendor Booking List Line(s) > Details Line(s)

### Vendor Booking Details

*Locales and local to event dates/times behave independently of each other while editing.*

Vendor Booking No. <b>BKG5941</b>	Transport Mode <b>AIR</b>
Header State <b>Confirmed</b>	Header Last Modified Date <b>2025-11-26:00:03:14</b>
Creator Code <b>Henriett Bakos</b>	<b>VB Sent to FF Date</b> <b>2025-11-25:11:30:11</b> <b>1</b>
Supplier Shipment Reference <input type="text"/>	Packing Comments --



# 全球物流协同

被拒绝的供应商订舱

**JABIL**

# 非合规订舱整体流程概览

## 非合规订舱 ( Non-compliant Booking)

- 如果在供应商订舱过程中，所选择的承运商与数字化运输指南（Routing Guide）不一致，系统将向 Jabil 采购员和供应商发送邮件通知，但订舱流程不会中断
- 当供应商因历史多次不合规而被列入“受限供应商清单（Restricted Supplier List）”时，供应商订舱将处于 ON HOLD（暂挂）状态，需要 Jabil 采购员审批
- 若 Jabil 用户拒绝该订舱，系统将通知供应商拒绝原因，并将订舱退回给供应商进行修改
- 有关被拒绝供应商订舱的更多说明，请参考相关指引

## JABIL Vendor Booking Rejected

Supplier Partner,

Shipment Booking requests has been rejected by JABIL.

Please use the provided [LINK](#) to update and resubmit your booking request to prevent shipping delays.

**Note:** Your booking **will not** be shared with FF/Carriers until the data is corrected.

Thank you for your cooperation.

供应商合作伙伴:

捷普已拒绝你的出货订舱申请。

请通过提供的 [链接](#) 更新信息并重新提交订舱申请，以免造成出货延误。

**备注:** 相关数据更正完成前，你的订舱信息不会同步至货运代理/承运人。

感谢你的配合。

Unless superseded by an executed Purchase Agreement or other signed agreements executed between the parties, the most up-to-date terms and conditions contained in Jabil's Supplier Portal's Direct Procurement: Purchase Order Terms & Conditions – Master version under the link: <https://www.jabil.com/about-us/supplier.html> shall apply to this email and to any files linked or attached herewith, whereby Jabil purchases goods or services with this email.

包含在捷普供应商门户网站链接: <https://www.jabil.com/about-us/supplier.html> 里最新的直接采购条款与条件. 采购订单条款与条件. 主版本应适用于本电子邮件，以及捷普通过本电子邮件购买商品或服务所链接或附带的任何文件，除非被签署的采购协议或双方签署的其他协议所取代。

**\*\*JABIL CONFIDENTIAL INFORMATION\*\***

The content of this electronic message shall be deemed Confidential Information and subject to the terms & conditions of the Non-Disclosure Agreement currently in effect between your Company and Jabil, Inc., or any of its affiliates.

**\*\* 捷普机密信息 \*\***

本电子信息的内容应被视为机密信息，并受贵公司与捷普或其任何关联公司之间有效的《保密协议》条款和条件的约束。



# 非合规订舱的更新1

- 在邮件提醒中，点击链接打开供应商订舱
- 可在主页面更新以下信息
  - 运输方式（下拉列表）
  - 提货地点（自动匹配输入字段）
  - 货代（自动匹配输入字段）
  - 服务级别（下拉列表）
- 完成更新后，点击“Update VB Details”（更新订舱详情）
- 随后点击“Submit for Approve”（提交审批），通知 Jabil 并获取订舱审批
- 如果遗漏该步骤，系统会在离开页面进行提示

1

## Vendor Booking List

Page 1 of 1; 2 Records, 1 Selected

Locales and local to event dates/times behave independently of each other while editing.

Vendor Booking No.	Supplier Name	Ship Date	Transport Mode*	Purchase Order No.	Purchase Order Line ID	Pick up Location*	Place Of Delivery	Tracking Number	Freight Forwarder (Pre-ASN)	Carrier (Post-ASN)	Service Level
<input checked="" type="checkbox"/> BKG4472	Test Connections Inc.	2025-11-21:00:00:00 GMT	AIR	1302596244	1		Jabil Poland Sp. z o.o. ()	45678952	DDAG		
<input type="checkbox"/> BKG6063	Test Connections Inc.	2025-11-27:08:00:00 CST	AIR	1302596270	1	ASIA PACIFIC CIS WUXI	Jabil Poland Sp. z o.o. ()		KHNN		Standard

2

4 Submit for Approve Cancel 3 Update VB Details View History Reset

Records per page 20

# 非合规订舱的更新2

1. 如需查看更多详情，可点击列表中的订舱号（Booking ID）打开订舱详情页面，预期数据将以红色标识
2. 在 UI 中完成必要修改
3. 点击“Update VB Details”（更新订舱详情）
4. 然后点击“Submit for Approve”（提交审批），通知 Jabil 并获取订舱审批，如果遗漏提交审批步骤，系统会在离开页面前进行提示

The image shows a two-step process for updating a non-compliant booking. Step 1 involves selecting a booking (BKG4472) from a list. Step 2 involves editing the booking details, specifically the transport mode from ROAD to OCEAN. The 'Submit for Approve' button is highlighted in red in both screenshots, indicating the final step.

**Vendor Booking List** Page 1 of 1; 2 Records

Vendor Booking No.	Milestones	Header State	Approval Status	Rejection Comment
BKG4472	Milestone Details	Rejected	Reject	Transport mode should be Ocean
BKG6063	Milestone Details	Rejected	Reject	change TR mode from Ocean to Air

**Vendor Booking Details**

Ship Date: 2026-03-12 08:00:00 CST  
Creation Date: 2026-03-05 11:05:51  
Freight Cost: Freight Collect  
Transaction Mode: International Trade  
Declaration Required: No  
Declaration Location: loc  
Incoterms Location: loc

**Documents**

Shipment Details

Freight Forwarder (Pre-ASN): EXDO  
Expected FF/Carrier: GOLD  
Carrier (Post-ASN): --  
Tracking Number: --

Packing Comments: 20 boxes, 23\*30\*50 cm, 250 kg  
Transport Mode\*: ROAD  
Expected Transport Mode: ALL  
Chargeable Weight (KGS): 600

Routing Guide Reference

PTA Required: --  
GLO Booking: --

**Vendor Booking List** Page 1 of 1; 1 Records, 1 Selected

Vendor Booking Line ID	Purchase Order No	Part Number	Material Group	Unit Of Measure	Booked Qty*	Shipped Qty	No. Of Packages	Packaging Type	DG Flag	Expected Service Level	Service Level	Stackable Allowed	Battery Included
1	1302596397	3313	JABIL	EA	20	0	20	Boxes	Yes	Express	Express		

Buttons: Submit for Approve, Cancel, Update VB Details, View History, Reset

Annotations: 1. Click on Booking ID BKG4472. 2. Update Transport Mode from ROAD to OCEAN. 3. Click Update VB Details. 4. Click Submit for Approve.



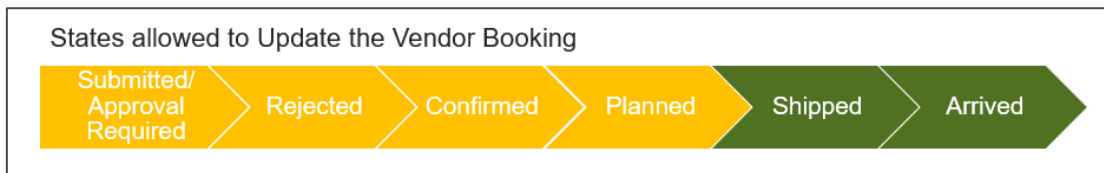
# 全球物流协同

更新供应商订舱

**JABIL**

# 供应商订舱 - 更新

供应商订舱在进入“Planned（已规划）”状态之前均可更新



1. 如需更新供应商订舱，可通过菜单进入：Vendor Booking > Summary（汇总）或 Search（搜索）
2. 在主页面中，可更新以下内容：发货日期（Ship Date）、运输方式（下拉菜单）、提货地点（自动匹配输入字段）、货代（自动匹配输入字段）、服务级别（下拉菜单）
3. 完成修改后，点击“Update VB Details”（更新订舱详情）

Vendor Booking > Vendor Booking > Vendor Booking Summary > Vendor Booking List 1 Job Status

Search Vendor Bookings

### Vendor Booking List

Page 1 of 1; 9 Records, 1 Selected 2

*Locales and local to event dates/times behave independently of each other while editing.*

Vendor Booking No.	Ship Date*	Transport Mode*	Purchase Order No.	Purchase Order Line ID	Pick up Location*	Place Of Delivery	Tracking Number	Freight Forwarder (Pre-ASN)	Carrier (Post-ASN)	Service Level
<input checked="" type="checkbox"/> BKG14296	2025-12-12 08:16:44	PARCEL	1302596246	1	Test Connections Inc. I	Jabil Poland Sp. z o.o. ()	123746080196893152		UPSN-PARCEL	
<input type="checkbox"/> BKG14302	2025-12-12 08:16:44	AIR	1302596279	1	Test Connections Inc. I	Jabil Poland Sp. z o.o. ()	TRK67898		DHLC-PARCEL	
<input type="checkbox"/> BKG14775	2025-12-15 10:30:25	PARCEL	1302596289	1	Test Connections Inc. I	Jabil Poland Sp. z o.o. ()	9612709584		DHLC-PARCEL	
<input type="checkbox"/> BKG14779	2025-12-15 10:30:25	PARCEL	1302596298	1	Test Connections Inc. I	Jabil Poland Sp. z o.o. ()	6971200891		DHLC-PARCEL	
<input type="checkbox"/> BKG26342	2026-02-11 17:01:15	PARCEL	1302596388	1	Test Connections Inc. I	Jabil Poland Sp. z o.o. ()	8572205272		DHLC-PARCEL	
<input type="checkbox"/> BKG26345	2026-02-11 17:01:16	PARCEL	1302596389	1	Test Connections Inc. I	Jabil Poland Sp. z o.o. ()	495506337502		FDE-PARCEL	
<input type="checkbox"/> BKG26347	2026-02-11 17:01:16	PARCEL	1302596388	2	Test Connections Inc. I	Jabil Poland Sp. z o.o. ()	6288301725		DHLC-PARCEL	
<input type="checkbox"/> BKG26353	2026-02-11 17:30:50	PARCEL	1302596390	1	Test Connections Inc. I	Jabil Poland Sp. z o.o. ()	888595771646		FDE-PARCEL	
<input type="checkbox"/> BKG26548	2026-02-12 10:00:54	PARCEL	1302596391	1	Test Connections Inc. I	Jabil Poland Sp. z o.o. ()	5751428642		DHLC-PARCEL	

3 Update (CLP Exists) Update VB Details View History Reset Records per page 20

# 供应商订舱 - 更新

1. 如需查看更多详细信息，请点击列表中的 订舱号（Booking ID） 进入供应商订舱详情页面
2. 在详情页面中完成所需修改
3. 点击“Update VB Details”（更新订舱详情）

The screenshot shows the 'Vendor Booking List' and 'Vendor Booking Details' pages. The list table has the following data:

Vendor Booking No.	Milestones	Header State
BKG14296	Milestone Details	Planned
BKG14302	Milestone Details	Planned

The 'Vendor Booking Details' page for BKG14296 shows the following information:

- Vendor Booking No.: BKG14296
- Transport Mode: PARCEL
- Ship Date: 12/12/25 08:16:44 GMT
- Creation Date: 12/12/25 08:31:57
- Header State: Planned
- Header Last Modified Date: 12/13/25 00:06:01
- Freight Cost: [Empty]
- Transaction Mode: [Empty]
- Creator Code: e2open\_super\_user
- VB Sent to FF Date: --
- Declaration Required: [Empty]
- Declaration Location: [Empty]
- Supplier Shipment Reference: [Empty]
- Incoterms: EXW
- Incoterms Location: loc
- Expected Transport Mode: --
- Expected Service Level: --
- Expected FF/Carrier: --
- Parties: [Empty]
- Routing: [Empty]
- Documents: [Empty]
- Shipment Details: [Empty]
- Freight Forwarder (Pre-ASN): [Empty]
- Carrier (Post-ASN): UPSN-PARCEL
- Tracking Number: 123746080196893152
- Packing Comments: [Empty]
- Chargeable Weight (KGS): [Empty]
- Routing Guide Reference: [Empty]
- PTA Required: --
- GLO Booking: --

The 'Update VB Details' button is highlighted in the details view.



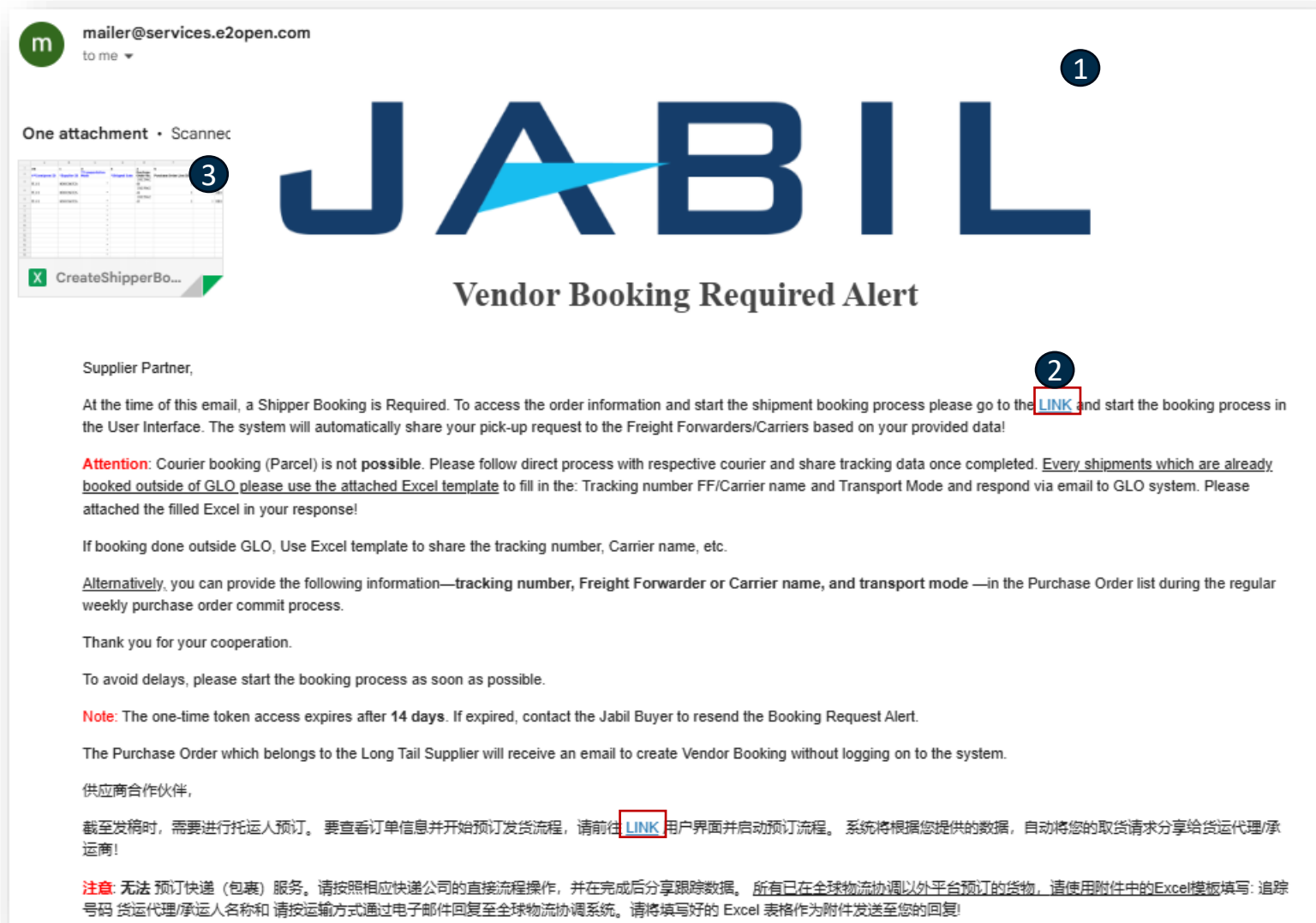
# 全球物流协同

GLO 之外的供应商订舱 – 跟踪数据信息共享

**JABIL**

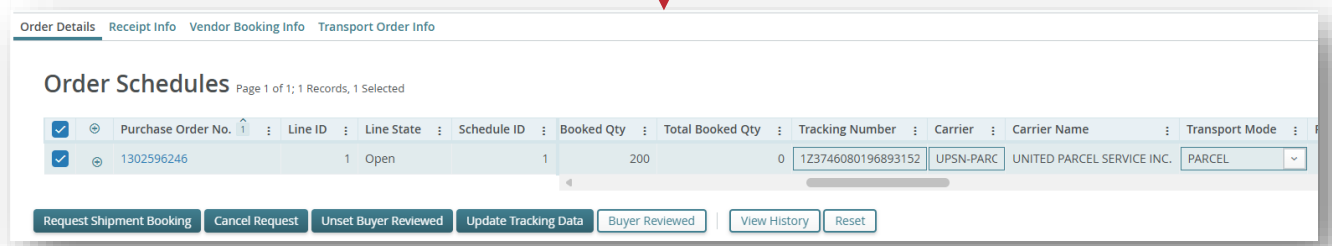
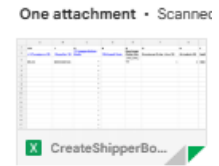
# 跟踪数据共享流程 – 供应商

1. 可使用“Vendor Booking Required Alert（需要供应商订舱提醒）”来共享跟踪数据
2. 可点击邮件提醒中的 **链接（LINK）**，进入页面填写跟踪信息
3. 或者，邮件供应商也可以使用邮件中附带的 **Excel 文件** 来共享所需数据



# 通过链接共享跟踪数据 - 邮件供应商

- 在完成供应商订舱后，从“Vendor Booking Required”邮件提醒中
- 点击链接（LINK）打开 UI 中的 PO 列表
- 示例：包裹订舱（Parcel Booking）



# 在 UI 中共享跟踪数据

当发运订舱在 GLO 之外完成时，供应商可在订舱完成后，在订单列表中更新以下信息：  
跟踪号、运输方式、承运商 / 货代名称

The screenshot shows the 'Order Schedules' interface. At the top, there's a search bar for 'Search Orders' and a 'Job Status' dropdown. Below that, a table lists three purchase orders with columns for Purchase Order No., Line ID, Line State, Schedule ID, Schedule State, Supplier Code, Supplier Name, Jabil Part Number, Jabil Part Description, Manufacturer Part Number, and Manufacturer Name. Below the table are buttons for 'Acknowledge', 'Edit Promises', 'No Commit', 'Create Vendor Booking', 'View History', and 'Reset'. A 'Table Editor' dialog box is open, showing 'Available Columns' on the left and 'Table Columns' on the right. The 'Available Columns' list includes 'Remaining Booked Qty', 'Total Booked Qty', 'Carrier', 'Carrier Name', and 'Transport Mode', all of which are checked. A red arrow points from this list to the 'Table Columns' list. The 'Table Columns' list includes 'Request Qty.', 'Total Received Qty. (Line)', 'Open Qty.', 'Promise Qty.', 'Promise State', 'Promise Qty.', 'Unit Of Measure', 'Shipped Qty.', 'Request Date', 'Rescheduling Message', 'Confirmed Arrival Date', 'Confirmed Ship Date', 'Transit Time', 'Tracking Number', 'Additional Lead Time', and 'Country Of Origin'. A red arrow points from the 'Table Columns' list to the table above. A red circle with the number '3' is at the bottom right of the dialog box.

用户可通过 Order List (订单列表) 访问 PO 数据并查看发运详情

1. 订单详情中新增字段：
  - 已订舱总数量 (Total Booked Qty)
  - 剩余可订舱数量 (Remaining Booked Qty)
  - 承运商代码与名称 (Carrier & Carrier Name)
  - 运输方式 (Transport Mode)
2. 使用 **Table Editor (表格编辑器)** 将上述字段添加到 UI 中，在表格编辑器中可上下移动字段顺序
3. 设置完成后点击 **Save (保存)** 并关闭

# 在 UI 中共享跟踪数据

1. 完成设置并显示新增字段后，即可为 PO 输入以下信息：跟踪号、承运商、运输方式.
  - A. 承运商字段支持自动匹配输入
  - B. 运输方式需从下拉列表中选择.
2. 填写完成后，点击“**Acknowledge (确认)**”保存信息
3. **规则:** 当运输方式选择为 PARCEL (包裹) 时，仅允许以下选项：**FDE-PARCEL, DHLS-PARCEL, 或 UPSN-PARCEL**; 如不符合规则，系统将显示错误提示
4. 数据填写正确后，系统将显示成功提示信息

Order Details Receipt Info Vendor Booking Info Transport Order Info

## Order Schedules

 Page 1 of 1; 1 Records, 1 Selected

<input checked="" type="checkbox"/>	<input type="checkbox"/>	Purchase Order No. <sup>1</sup>	Line ID	Line State	Schedule ID	Booked Qty	Total Booked Qty	Tracking Number	Carrier	Carrier Name	Transport Mode
<input checked="" type="checkbox"/>	<input type="checkbox"/>	1302596246	1	Open	1	200	0	1Z3746080196893152	UPSN-PARC	UNITED PARCEL SERVICE INC.	PARCEL

**2** Acknowledge Edit Promises No Commit View History Reset

**3** Action executed successfully for 0 schedule(s) but failed for 1 schedule(s). Application Message: Some of the business objects could not be modified: For Parcel please provide Correct Carrier Name and Tracking Number

**4** Action executed successfully for 1 schedule(s).

# 通过菜单共享跟踪数据

1. 进入 UI 后，也可以通过菜单启动订舱流程或共享跟踪数据：  
*Exceptions > Long Tail Order Problem Summary > Purchase Order due for Vendor Booking*
2. 点击数字进入 PO 列表
3. 为 PO 输入跟踪号、运输方式、承运商代码，并按照前一页步骤操作

**规则:** 当运输方式为PARCEL时，仅允许: **FDE-PARCEL, DHL-Parcel, or UPSN-PARCEL**; 否则系统将显示错误提示

**Order Problem Summary**

Exception	Total	Exception	Total
Long Tail New Discrete Purchase Order Alert	9	Purchase Order due for Vendor Booking Alert (LongTail Partner)	13
Long Tail Discrete Order Summary Alert	0	Long Tail Cancel Request Alert	0
Long Tail Problem Summary Alert	0	Long Tail Cancel Pending Response Alert	0
Long Tail PO DeCommit Alert	3		

**Order Schedules** Page 1 of 1; 11 Records, 1 Selected

Purchase Order No.	Line ID	Line State	Confirmed Arrival Date	Confirmed Ship Date	Tracking Number	Transport Mode	Carrier	Carrier Name	Qty to Cancel	Cancel Request
1302596278 (0)	1 (0)	Accepted with Changes	12/05/2025	MM/DD/YYYY	123456789	PARCEL	DHLC-PARCEL			

# 通过 Excel 附件共享跟踪数据 - 邮件供应商

可从邮件提醒中下载 Excel 附件

1. 必填数据以蓝色高亮显示
2. 运输方式 (Transportation Mode) : 从下拉菜单中选择
3. 已发运数量 (Shipped Quantity) :
  - 从 PO 自动带出
  - 可编辑
  - 不得超过 PO 未交付数量或剩余可订舱数量
4. 跟踪号 (Tracking Number) :
  - 仅填写准确的运单号
  - 不得包含多余字符
  - 每个 PO 行只能填写一个跟踪号
5. 货运代理 (Freight Forwarder) :
  - 从下拉列表中选择
  - 对于包裹, 仅接受 UPSN (UPS)、DHLC (DHL Express)、FDE (FedEx)

#0	1	2	3	4	5	6	7	8	9	10	11	12
*#Consignee ID	*Supplier ID	*Transportation Mode	*Shipped Date	Purchase Order No.	Purchase Order Line ID	Schedule ID	Jabil Part No.	*Shipped Qty.	*Unit Of Measure	Tracking Number	Freight Forwarder	Equipment Type (Only for Ocean)
PL01	0000260326	OCEAN		1302596248	1	1	HB1159316	210	EA			EA
PL01	0000260326	LCL		1302596244	1	1	HB1159313	100	EA			EA
PL01	0000260326	ROAD		1302596245	1	1	HB1159313	150	EA			EA
		RAIL										
		AIR										
		MIXED										
		PARCEL										
		OTHER										

# 通过 Excel 附件共享跟踪数据 - 邮件供应商

- 若订舱已在 GLO 之外完成，供应商可通过 Excel 附件提供以下信息：
  - 跟踪号
  - 运输方式
  - 承运商名称
- 从下拉列表中选择运输方式和承运商名称，填写完成后将 Excel 文件作为附件回复系统邮件
- 规则：
  - 当运输方式为 **PARCEL** 时，仅允许：**FDE-PARCEL、DHLS-PARCEL 或 UPSN-PARCEL**
  - 如不符合规则，系统将在回复邮件后发送错误通知

#0	1	2	3	4	5	6	7	8	9	10	11
*Consignee ID	*Supplier ID	*Transportation Mode	*Shipped Date	Purchase Order No.	Purchase Order Line	Schedule I	Jabil Part No	*Shipped Qty.	*Unit Of Measure	*Tracking Number	*Carrier
PL01	0000260326	<input type="text" value=""/>	<input type="text" value=""/>	1302596277	1	1	HB1159313	1000	EA		<input type="text" value=""/>

#0	1	2	3	4	5	6	7	8	9	10	11
*Consignee ID	*Supplier ID	*Transportation Mode	*Shipped Date	Purchase Order No.	Purchase Order Line	Schedule I	Jabil Part No	*Shipped Qty.	*Unit Of Measure	*Tracking Number	*Carrier
PL01	0000260326	PARCEL		1302596277	1	1	HB1159313	1000	EA		DHLC-PARCEL - DHL Express UPSN-PARCEL - UNITED PARCEL SERVICE INC. FDE-PARCEL - FEDEX CORPORATION



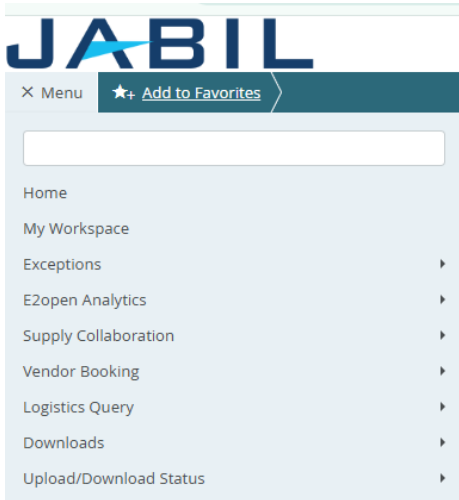
# 全球物流协同

简化版 UI 中的菜单与导航

**JABIL**

# 基础用户界面 (UI) 信息

通过邮件提醒中的链接，可进入 UI 并使用菜单查看或搜索关键信息  
在 Exception (异常) 菜单中，可查看预测与 PO 问题汇总  
可查看新的 PO 数据或等待回复的 PO 取消请求  
需要供应商订舱的 PO 数据也可在此处查看



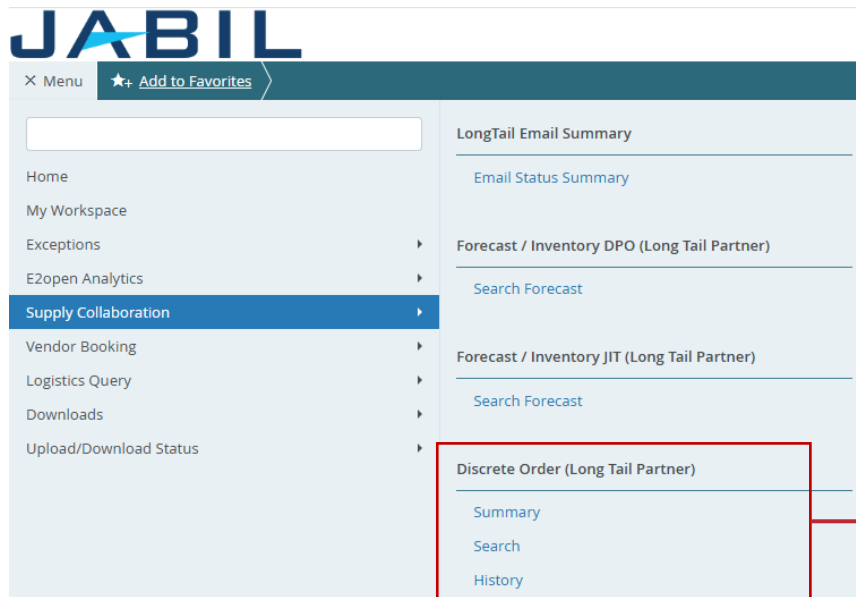
A screenshot of the JABIL user interface showing the 'Long Tail Order Problem Summary' page. The page is titled 'Order Problem Summary' and displays a table of results. The table has two columns: 'Exception' and 'Total'. The 'Exception' column lists various alerts, and the 'Total' column shows the count for each. A red box highlights the 'Long Tail Order Problem Summary' link in the navigation menu, with a red arrow pointing to the corresponding row in the table.

Exception	Total	Exception	Total
Long Tail New Discrete Purchase Order Alert	13	Purchase Order due for Vendor Booking Alert (LongTail Partner)	12
Long Tail Discrete Order Summary Alert	0	Long Tail Cancel Request Alert	0
Long Tail Problem Summary Alert	0	Long Tail Cancel Pending Response Alert	0
Long Tail PO DeCommit Alert	3		

# UI 中的供应协同

在 Supply Collaboration (供应协同) 菜单中，可以查询 FC 和 PO 详情，使用列表，下载文档

请查看后续页面了解 UI 基础导航培训内容



The screenshot shows the 'Order Schedules' page in the JABIL application. The page title is 'Order Schedules' with a subtitle 'Page 1 of 6; 1064 Records'. The table below displays the following data:

	Purchase Order No.	Line ID	Line State	Schedule ID	Schedule State	Supplier Code	Supplier Name	Jabil Part Number	Request Qty.	Total Received Qty. (Sched)	Open Qty.	Promise ID	Promise
<input type="radio"/>	4510155717	1	No Commit	1	No Commit	0000260326	Test Connections Inc.	CJ2052189	12		4	8	1
<input type="radio"/>	4510155524	1	Accepted with Changes	1	Accepted with Changes	0000260326	Test Connections Inc.	CJ2052189	76		0	76	2
<input type="radio"/>	4511934509	1	Accepted with Changes	2	Accepted with Changes	0000260326	Test Connections Inc.	DR4190591-R	2,000		0	2,000	1
<input type="radio"/>	4511934509	1	Accepted with Changes	1	Accepted with Changes	0000260326	Test Connections Inc.	DR4190591-R	500		0	500	1
<input type="radio"/>	4511949129	1	New	1	New	0000260326	Test Connections Inc.	DR4190591-R	5,000		0	5,000	1
<input type="radio"/>	4511949131	1	Open	1	Open	0000260326	Test Connections Inc.	DR4190591-R	5,000		0	5,000	1

# GLO 解决方案概览 - 列表操作

**JABIL** JABILGLOSCQA1 Process Manager Piotr Wrzesniowski MTIM Supplier for 0000104715

Menu Add to Favorites

Supply Collaboration Discrete Order Order Summary Order List Job Status

Search Orders

Order Schedule

Click the **全选复选框** (Select All checkbox) to select / deselect all items on the current page.

Click the **配置图标** (Configuration icon) and select **Open Table Editor** to adjust display fields and sorting.

Click the **排序图标** (Sort icon) to toggle ascending / descending order. The number indicates the sort priority.

	Purchase Order Number	Order Line	Quantity	Schedule ID	Schedule State	Supplier Code	Supplier Name	Jabil Part Number	Jabil Part Description	Manufacturer
<input type="checkbox"/>	3013973970		1	1	Accepted with Changes				WIPES, PRESATURATED LINT FREE WIPES	
<input type="checkbox"/>	3014000516		1	1	Accepted with Changes				ESD BRUSH 36HH	
<input type="checkbox"/>	3013726391		1	1	Accepted with Changes				ESD BRUSH 36HH	
<input checked="" type="checkbox"/>	3013926866		1	1	Accepted with Changes	0000104715	BOLD PACK INDUSTRIES SDN BHD.	M30-0014-BK	ESD BRUSH 36HH	
<input type="checkbox"/>	3014010069		1	1	Accepted with Changes	0000104715	BOLD PACK INDUSTRIES SDN BHD.	M90-0188	STICKY MAT (26" X 45") BLUE - 8MAT/BOX	
<input type="checkbox"/>	3013989114		1	1	Accepted with Changes	0000104715	BOLD PACK INDUSTRIES SDN BHD.	M90-0569-BK	PAPER,CLEANROOM,A4,72G,WHT(250SHT/REAM)	

Buttons: Acknowledge Edit Promises No Commit Create Vendor Booking View History Reset

Records per page: 200

For operations on list items, first select the **复选框** (checkbox), then click the **操作按钮** (action button). If the action button is View, you can select items across pages; other operations cannot.

Use **上一 / 下一** (Previous / Next) or input page number and click **Jump** for pagination. You can also modify the number of records displayed per page.

# GLO 解决方案概览 - 超链接

系统中蓝色文字表示可跳转链接，点击蓝色文字可跳转至对应页面

Home > Sales Order > Sales Order Summary > Sales Order List

## Sales Order Schedules

Page 1 of 148; 2953 Records

	Sales Order Number	Total Shipped Qty	Blanket Indicator	Balance Qty	Purchase Order	PO Line Item	SO Requisition Number
<input type="radio"/>	<a href="#">0102052152</a>	0	No	15	<a href="#">950000002</a>	10	
<input type="radio"/>	<a href="#">0102052394</a>	0	No	3,000	<a href="#">950000043</a>	10	<a href="#">10009875</a>
<input type="radio"/>	<a href="#">0102052408</a>	0	No	10,000	<a href="#">950000046</a>	10	<a href="#">10009874</a>
<input type="radio"/>	<a href="#">0102052425</a>	0	No	9,000	<a href="#">950000048</a>	10	<a href="#">10009876-MY1</a>
<input type="radio"/>	<a href="#">0102052426</a>	0	No	9,000	<a href="#">950000049</a>	10	<a href="#">10009876</a>
<input type="radio"/>	<a href="#">0102052662</a>	0	No	2,000	<a href="#">950000063</a>	10	<a href="#">10009907</a>
<input type="radio"/>	<a href="#">0102052677</a>	0	No	2,000	<a href="#">950000064</a>	10	<a href="#">55550 Doc</a>

View History    < >    Go To Page    Jump    Records per page 20

# GLO 解决方案概览 - 历史记录

1. 在列表页面选择“View History（查看历史）”（仅适用于单条记录）
2. 系统将打开新页面显示订舱历史详情
3. 可自定义历史页面中显示的字段和数据类型

## Vendor Booking List Page 1 of 1; 1 Records, 1 Selected

<input checked="" type="checkbox"/>	<input type="plus"/>	Vendor Booking Line ID <sup>1</sup>	Order No.	Purchase Order Line ID <sup>2</sup>	Carrier Booking Reference	Line State	SB Status	4PL Action Code	L
<input checked="" type="checkbox"/>	<input type="plus"/>	1	PMA9181329938	1		Confirmed	New		

1

Approve/Reject View History Reset

### History Selector

2

Change Field: Transport Mode × Ship Date × Booked Qty × .10.selected ×

Operation Type: Update × Insert ×

3

Transaction Date	User	Role	Operation Type	Vendor Booking No.	Shipper Reference No.	Incoterms	Incoterms Location	Vendor Booking Li	Change Field	Old Value	New Value
2025-10-27											
09:30:08	e2open_super_user	e2open_super_role	Update	BKG10	BKG10	DDP	ShenZhen	1	VB Sent to FF Date		2025-10-27:09:30:08
09:01:40	jagrutipatel	e2open_super_role	Insert	BKG10	BKG10	DDP	ShenZhen	1	All		

Records Per Page 25

# GLO 解决方案概览 - 列表导出

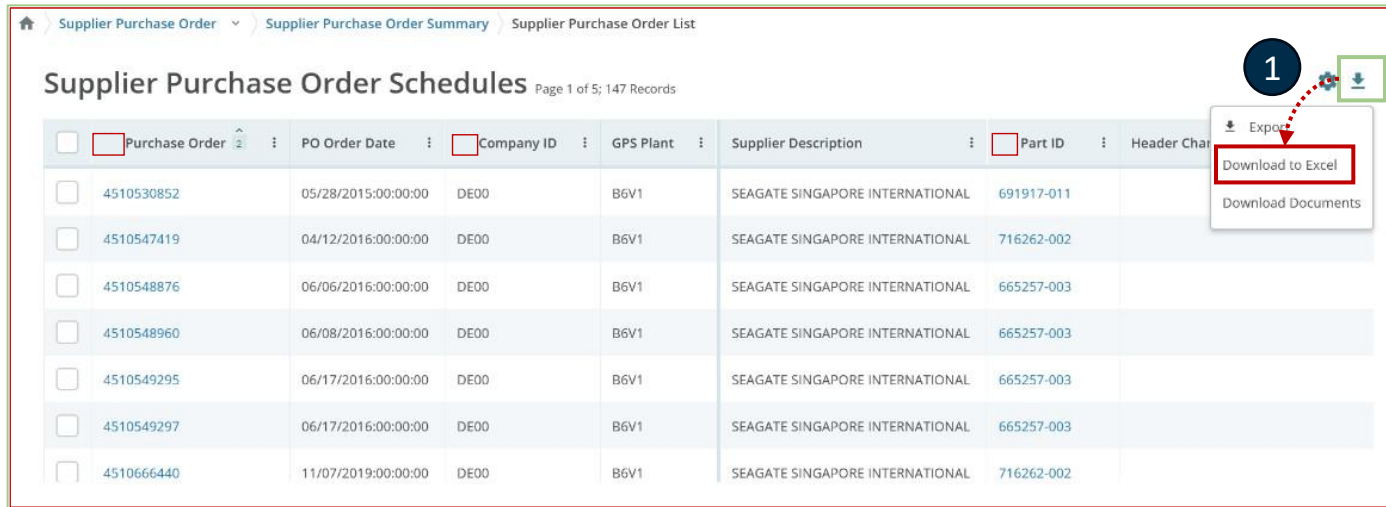
1. 点击**向下箭头图标**并选择**Export（导出）**，将当前页面数据导出为文本文件以供离线查看
  - 若列表有多页，仅导出当前页数据
  - 导出的文件为制表符分隔文本，无法重新上传至系统

Supplier Purchase Order Schedules Page 1 of 5; 147 Records

<input type="checkbox"/>	HP Purchase Order <sup>2</sup>	PO Order Date	HP Company ID	GPS Plant	Supplier Description	HP Part ID	Header Char
<input type="checkbox"/>	4510530852	05/28/2015:00:00:00	DE00	B6V1	SEAGATE SINGAPORE INTERNATIONAL	691917-011	
<input type="checkbox"/>	4510547419	04/12/2016:00:00:00	DE00	B6V1	SEAGATE SINGAPORE INTERNATIONAL	716262-002	
<input type="checkbox"/>	4510548876	06/06/2016:00:00:00	DE00	B6V1	SEAGATE SINGAPORE INTERNATIONAL	665257-003	
<input type="checkbox"/>	4510548960	06/08/2016:00:00:00	DE00	B6V1	SEAGATE SINGAPORE INTERNATIONAL	665257-003	
<input type="checkbox"/>	4510549295	06/17/2016:00:00:00	DE00	B6V1	SEAGATE SINGAPORE INTERNATIONAL	665257-003	
<input type="checkbox"/>	4510549297	06/17/2016:00:00:00	DE00	B6V1	SEAGATE SINGAPORE INTERNATIONAL	665257-003	
<input type="checkbox"/>	4510666440	11/07/2019:00:00:00	DE00	B6V1	SEAGATE SINGAPORE INTERNATIONAL	716262-002	

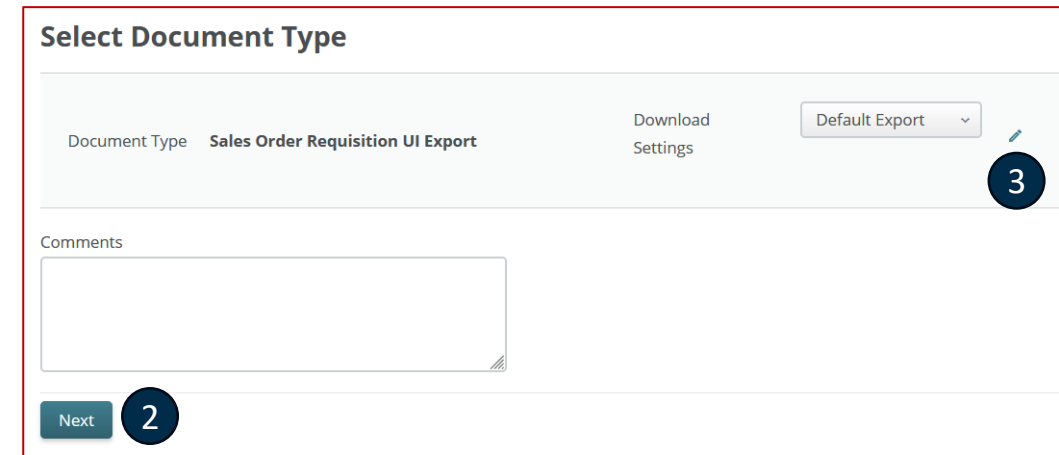
# GLO 解决方案概览 – 列表 Excel 下载

1. 点击 **向下箭头图标** 并选择 **File Download (文件下载)**，将当前页面数据下载为 Excel 文件
2. 将弹出新窗口，点击 **Next (下一步)** 下载文件
3. 可通过 **笔形图标** 自定义下载字段、调整字段顺序及排序方式



Supplier Purchase Order Schedules Page 1 of 5; 147 Records

<input type="checkbox"/>	Purchase Order	PO Order Date	Company ID	GPS Plant	Supplier Description	Part ID	Header Char
<input type="checkbox"/>	4510530852	05/28/2015:00:00:00	DE00	B6V1	SEAGATE SINGAPORE INTERNATIONAL	691917-011	
<input type="checkbox"/>	4510547419	04/12/2016:00:00:00	DE00	B6V1	SEAGATE SINGAPORE INTERNATIONAL	716262-002	
<input type="checkbox"/>	4510548876	06/06/2016:00:00:00	DE00	B6V1	SEAGATE SINGAPORE INTERNATIONAL	665257-003	
<input type="checkbox"/>	4510548960	06/08/2016:00:00:00	DE00	B6V1	SEAGATE SINGAPORE INTERNATIONAL	665257-003	
<input type="checkbox"/>	4510549295	06/17/2016:00:00:00	DE00	B6V1	SEAGATE SINGAPORE INTERNATIONAL	665257-003	
<input type="checkbox"/>	4510549297	06/17/2016:00:00:00	DE00	B6V1	SEAGATE SINGAPORE INTERNATIONAL	665257-003	
<input type="checkbox"/>	4510666440	11/07/2019:00:00:00	DE00	B6V1	SEAGATE SINGAPORE INTERNATIONAL	716262-002	



### Select Document Type

Document Type **Sales Order Requisition UI Export** Download Settings Default Export

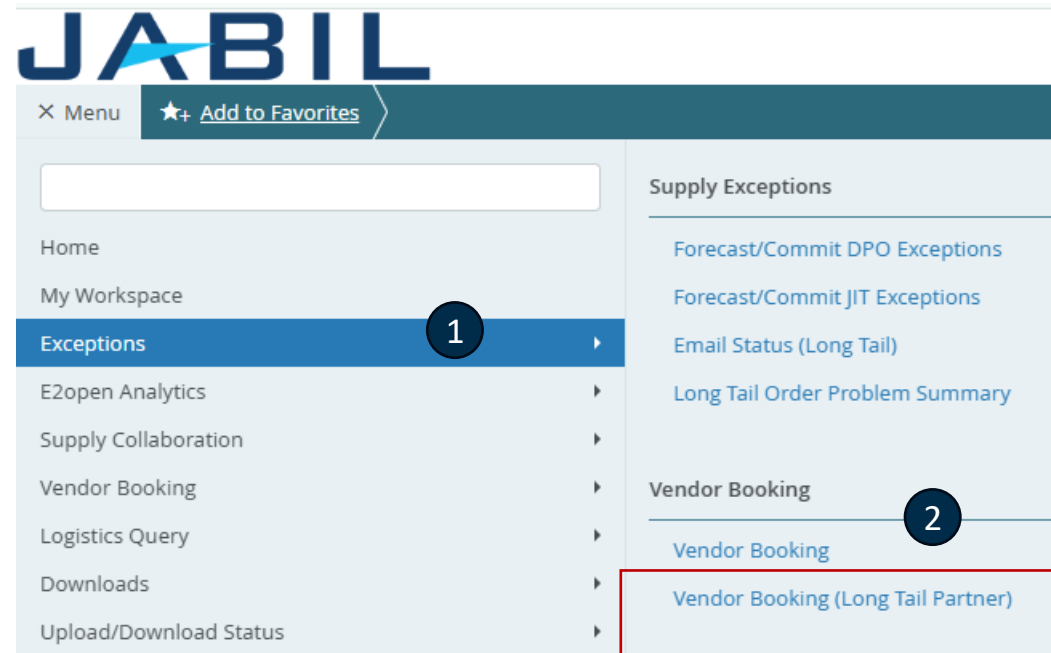
Comments

Next **2**

Download Documents **3**

# 供应商订舱 - 异常

在 Exceptions（异常）菜单中，可查看供应商订舱问题汇总。  
打开 PO 列表查看详细信息。如有需要，可进行更正操作。



## Vendor Booking Problem Summary

Save Search



### Results

Exception	Total	Exception	Total
Missing Dangerous Goods Document (LongTail Partners)	20	LTS Vendor Booking is Cancelled	1
LTS Vendor Booking is Rejected. Vendor Booking update is required	4		