

全球物流协同

供应商订舱 - 门户用户

JABIL

目录

- [流程概览](#)
- [菜单与导航](#)
- [门户供应商访问](#)
- [供应商订舱流程](#)
- [被拒绝的供应商订舱](#)
- [更新供应商订舱](#)
- [取消供应商订舱](#)
- [跟踪数据共享](#)
- [订舱与货运跟踪](#)
- [GLO中的通知](#)





全球物流协同

流程概览

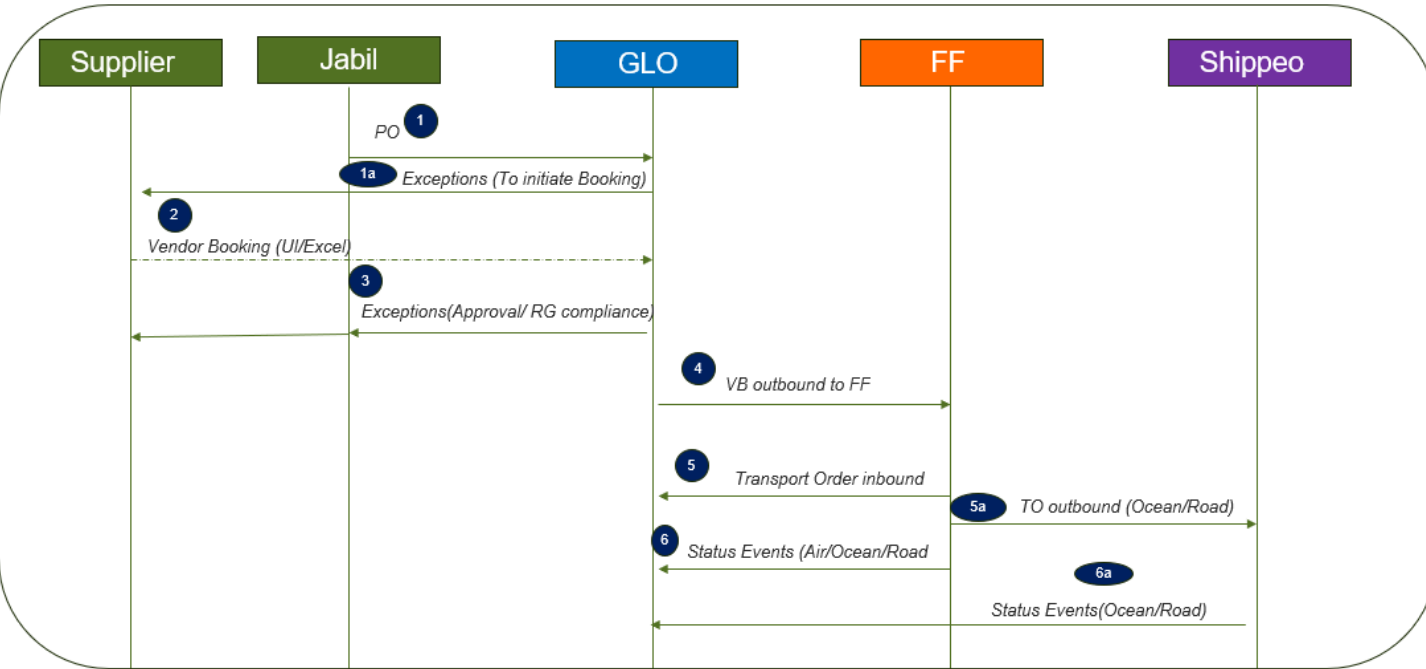
JABIL

工作原理



GLO 无缝集成到现有的 e2open 订单协同平台，通过自动向货代和承运商发送请求，简化订舱流程。同时提供数字化运输与路线指引信息，并通过 AI 赋能的跟踪流程实时更新 ETA。

高层流程概览



- 已完成 e2open 上线的供应商，其采购订单（PO）可在系统中查看
- e2open / GLO 将通过系统提醒通知供应商，对已具备发运条件的订单启动供应商订舱流程
- 供应商可通过 UI 界面或 Excel 方式在 GLO 中进行订舱
- 系统会基于 Jabil 在系统中维护的数字化《运输路线指南》（Routing Guide, RG）校验订舱
- 所有通过 RG 校验的发运会在分析报表中体现，供后续操作
- 成功创建的订舱将每 30 分钟发送给已对接的货代
- 货代完成运输规划后，将运输订单及运输单元信息回传至 GLO
- GLO 将从货代或 Shippeo 获取里程碑事件，实现可视化跟踪并提供准确的到达时间
- GLO 会将准确的 ETA 自动回写至 Jabil ERP 系统

供应商订舱流程总览

1. 采购订单 (PO) 管理:

- PO 会同步到 e2open 与 GLO, 供应商可像当前流程一样确认 PO 并在周度开放订单报告中提供 ETA
- **新增功能:**
 - 供应商可在 PO 上填写 **运单号 (Tracking Number)**
 - 新增两个字段：**运输方式 (Transport Mode)**、**承运商名称 (Carrier Name)**
 - 若填写，将自动与承运商数据库匹配并启动跟踪

2. 供应商订舱通知:

- 新增通知：“**需要供应商订舱**”
- 触发逻辑：
PO 承诺日期或需求交期 - (运输时长 + 5 天备货时间)

3. 创建供应商订舱:

- 通过邮件通知中的**链接**启动订舱流程 (有效期 14 天)
- 系统会根据 Routing Guide 校验订舱是否合规
- 若供应商选择的承运商或运输方式与 RG 不一致，系统会 **高亮提示**

供应商订舱流程总览

4. 非合规供应商:

- 若不符合 Routing Guide :
 - 系统会通知 Jabil 采购员和供应商
 - 不会中断订舱流程
- 若供应商在 **受限供应商清单 (Restricted Supplier List)** :
 - 订舱需 Jabil 采购员审批
 - 可批准或拒绝

5. 货代交互

- 审批通过后, 订舱发送至货代
- 供应商通过 GLO 向货代提交发运信息与文件
- 货代完成订舱并回传运输订单信息

6. 事件更新:

- 货代回传运输节点事件
- GLO 自动更新ERP中的 ETA

7. **GLO 之外订舱与跟踪数据共享:**

- **包裹 (Parcel) 不可在 GLO 中订舱**
- 供应商可在 GLO 中共享 :
 - 运单号
 - 快递公司
 - 运输方式



全球物流协同

菜单与导航

JABIL

门户访问

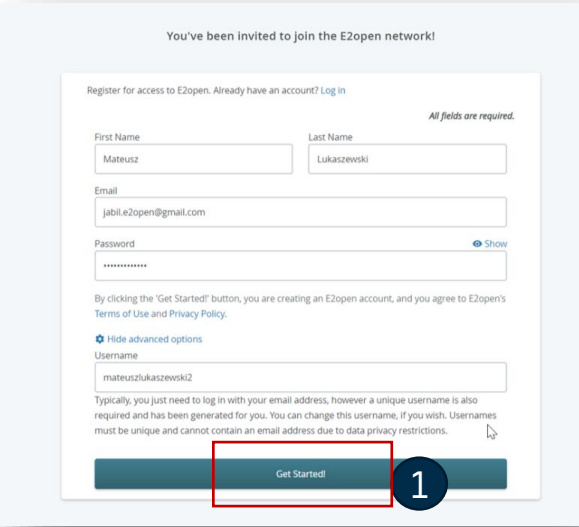
注册

- Jabil 将发送邀请邮件；请验证您的邮箱地址以完成注册。
- **注册为必需步骤。**如有需要，您可以注册多个邮箱地址。
- 注册完成后，您可随时登录 e2open 门户，查看最新的预测、采购订单、收货信息、供应商订舱详情以及在途货物更新。

通知

- **新采购订单和“需要订舱”的通知**为强制通知，由系统自动发送。
- 此外，您还可订阅邮件通知，以便及时了解采购订单和/或预测更新，以及与运输相关的信息（如里程碑更新或延误）。
- 有关可用通知的更多详情，请参阅 [GLO中的通知章节](#)

注册



You've been invited to join the E2open network!

Register for access to E2open. Already have an account? Log In

All fields are required.

First Name: Mateusz, Last Name: Lukaszewski

Email: jabil.e2open@gmail.com

Password: [masked]

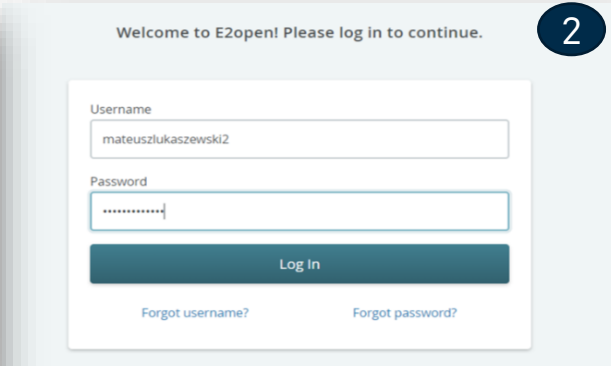
By clicking the 'Get Started' button, you are creating an E2open account, and you agree to E2open's Terms of Use and Privacy Policy.

Hide advanced options

Username: mateuszlukaszewski2

Typically, you just need to log in with your email address, however a unique username is also required and has been generated for you. You can change this username, if you wish. Usernames must be unique and cannot contain an email address due to data privacy restrictions.

1 Get Started



Welcome to E2open! Please log in to continue.

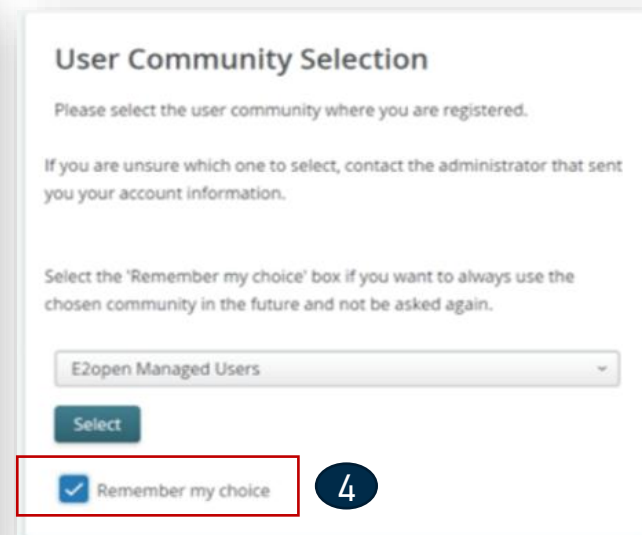
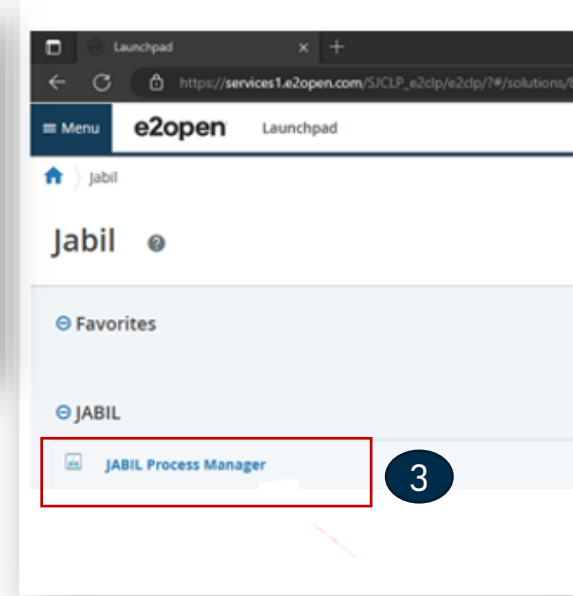
2

Username: mateuszlukaszewski2

Password: [masked]

Log In

Forgot username? Forgot password?



User Community Selection

Please select the user community where you are registered.

If you are unsure which one to select, contact the administrator that sent you your account information.

Select the 'Remember my choice' box if you want to always use the chosen community in the future and not be asked again.

E2open Managed Users

Select

Remember my choice **4**

1. 系统上线后，您将收到系统发送的邀请邮件，请点击**GET STARTED**.
 - 按照注册步骤完成注册
 - **注意**: 默认用户名为“名字 + 姓氏”，但用户名必须唯一；若系统中已存在相同用户名，则需要进行调整。
2. 登录时，您可使用注册时提供的邮箱地址或用户名。
3. 登录后，系统将跳转至 e2open 页面，请点击 **“JABIL Process Manager”**
4. 在下拉列表中选择 **e2open Managed Users**，并勾选记住选择。

登录

完成注册步骤后，系统将发送一封确认邮件，其中包含用于后续登录的链接。

From: E2open, LLC <doNotReply@e2open.com>
Subject: [production] Welcome to the E2open Network!

e2open

Welcome to the E2open Network

Your registration is complete! Thank you for joining the E2open Network. As a reminder, please use sample@email.com when logging in.

Here are some useful links you can bookmark to return to E2open:

- **Launchpad:** <https://services1.e2open.com> → use this link to go back to E2open and log in

Should you have any questions, please contact xxx@jabil.com

You can learn more about E2open [here](#).

NOTE: Please do not reply to this email address. If you have any questions or concerns, email them to xxx@jabil.com

the support contact person could be different

here you will see the email address you previously registered

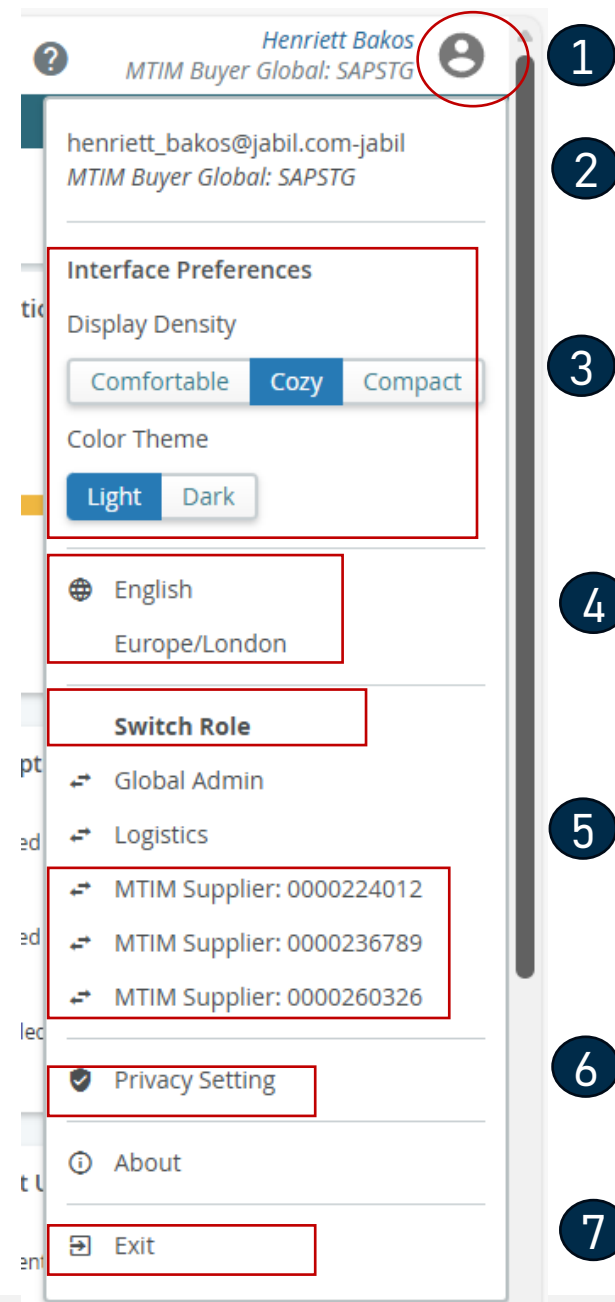
E2OPEN CONFIDENTIAL INFORMATION. This communication (including any attachments) is intended for the sole use of the intended recipient and may contain confidential, non-public and/or privileged material. Use, distribution or reproduction of this communication by unintended recipients is not authorized. If you received this communication in error, please delete all copies of this communication from your system.

Copyright © 2000-2023

Support

菜单与导航

1. 点击页面右上角的**我的资料 (My Profile)** 图标以访问个人资料和角色信息。
在此您可以：
2. 查看当前使用的用户名和角色；
3. 选择显示密度：舒适、紧凑或精简；
4. 更改语言和时区设置；
5. 切换角色（如分配了多个供应商代码）；
6. 查看应用信息、隐私政策、可接受使用政策和使用条款；
7. 退出登录。



菜单与导航

大多数活动和功能均通过菜单访问。菜单选项取决于用户角色。

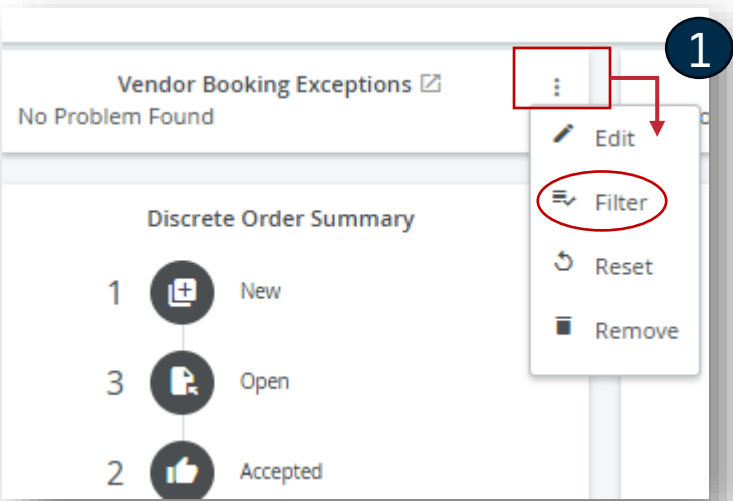
1. 点击菜单可展开或折叠菜单；
2. 点击子菜单名称以展开 workflow 列表；
3. 点击具体 workflow 名称以启动；
4. 点击 主页 (Home) 可折叠菜单并返回初始页面；
5. 使用搜索栏搜索 workflow



我的工作区 - 筛选器设置

1. 点击三个点打开菜单，选择筛选器以创建新的货运相关筛选条件；
2. 点击铅笔图标配置参数，完成后保存筛选器；
3. 确保每个筛选器名称唯一；

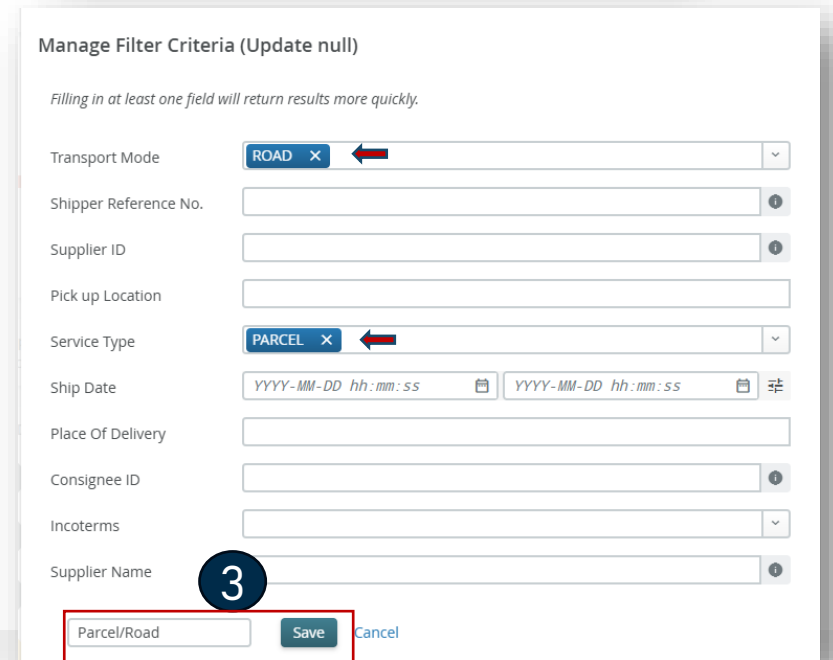
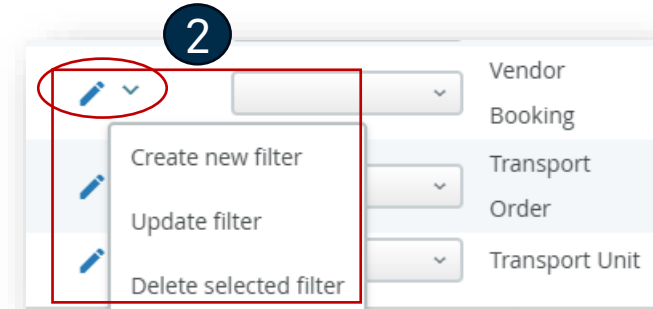
已保存的筛选器可在用户界面的其他页面中使用。



Filters applied at Card Level

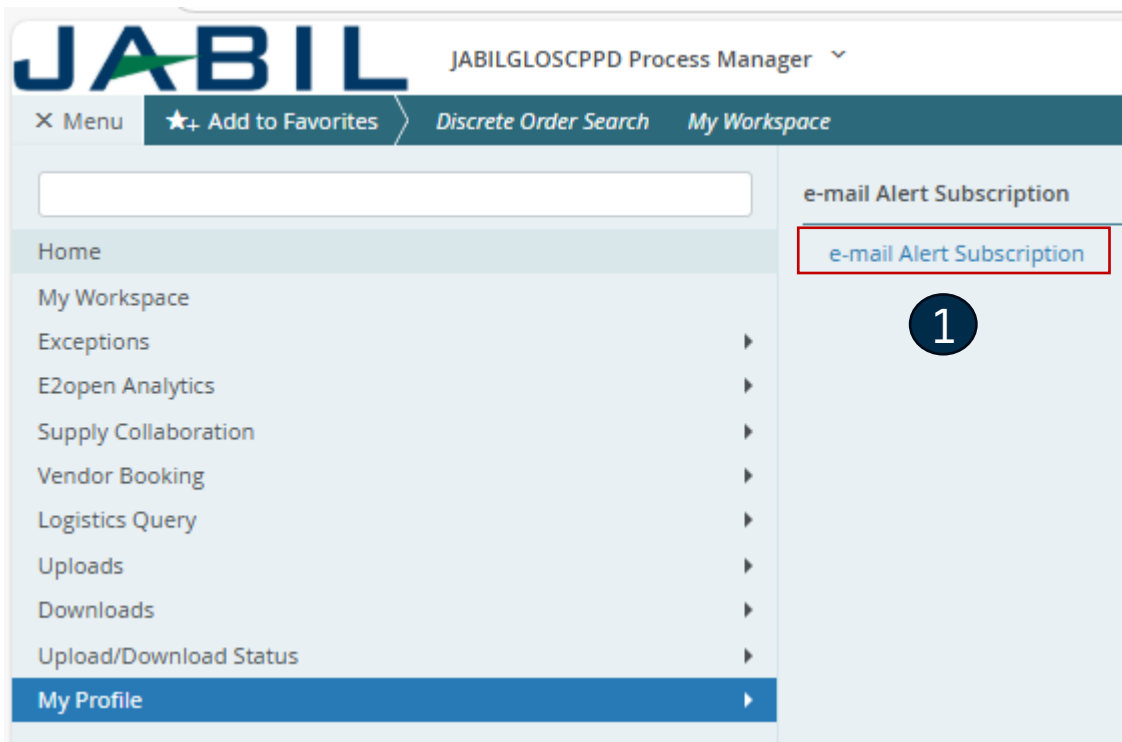
Provides an option to selectively filter the cards at the Object (Model Subtype) Level. Use the Create/Update Filter and Select Filter buttons to create and select filters. Both are applied to the same card.

Create/Update Filter	Select Filter	Model Subtype	Card name
	TEST PO Henri...	Order	Supply Exceptions
	TEST FC Henriett		Forecast/Commit Exceptions (DPO; JIT; SMI)
	Test VB	Vendor Booking	Vendor Booking Exceptions
	Test VB	Vendor Booking	Documentation Exceptions
	Test TO	Transport Order	Transport Order(CLP) Exceptions
	Test TU	Transport Unit	Transport Unit Exceptions
	TEST SA Henriett	Scheduling Agreement	Scheduling Agreement Summary (JIT)
	TEST GR Henri...	Goods Receipt	Receipt Summary
	TEST PO Henri...	Order	Discrete Order Summary
		Vendor Booking	Vendor Booking Summary
		Transport Order	Transport Order Summary
		Transport Unit	Transport Unit Summary



通知订阅

1. 前往：菜单 > 我的资料 > 邮件通知订阅；
2. 打开“订阅”选项；
3. 选择已有筛选器或创建新筛选器（点击铅笔图标），以仅针对相关采购订单接收通知。



The screenshot shows a table of email alert subscriptions. The table has columns for 'Filters', 'Subscribe', 'Group Name', and 'Alert Name'. A circled '2' points to the 'Subscribe' column, and a circled '3' points to the 'Filters' column.

	Filters	Subscribe	Group Name	Alert Name
	TEST PO Henriett	<input type="checkbox"/>	Discrete Order	Cancel Pending Response Alert
	TEST PO Henriett	<input type="checkbox"/>	Discrete Order	Cancel Request Alert
		<input type="checkbox"/>	Discrete Order	Cancel Request Rejected Alert
	TEST PO Henriett	<input checked="" type="checkbox"/>	Discrete Order	Discrete Order Summary Alert
	TEST PO Henriett	<input type="checkbox"/>	Discrete Order	Missing Order Response Alert
	TEST PO Henriett	<input type="checkbox"/>	Discrete Order	New Discrete Order Alert
	TEST PO Henriett	<input type="checkbox"/>	Discrete Order	Order Requested and Promised Delivery Date Mismatch Alert
	TEST PO Henriett	<input type="checkbox"/>	Discrete Order	Order Requested and Promised Quantity Mismatch Alert
	TEST PO Henriett	<input type="checkbox"/>	Discrete Order	PO Decommit Alert
	TEST PO Henriett	<input type="checkbox"/>	Discrete Order	Supplier Comments Alert
		<input type="checkbox"/>	Discrete Order	Vendor Booking Required Alert
	TEST FC Henriett	<input type="checkbox"/>	Forecast	New or Changed Forecast Alert - DPO
	TEST FC Henriett	<input type="checkbox"/>	Forecast	New or Changed Forecast Alert - JIT
	TEST FC Henriett	<input type="checkbox"/>	Forecast	Projected Days Of Supply (SMI) Exception Alert
		<input type="checkbox"/>	Transport Unit	Missing ATA
		<input type="checkbox"/>	Transport Unit	Missing ATD
	TEST TO/TU	<input checked="" type="checkbox"/>	TransportOrder	CLP Cancelled Alert
	TEST TO/TU	<input checked="" type="checkbox"/>	TransportOrder	CLP is Updated
	TEST TO/TU	<input checked="" type="checkbox"/>	TransportOrder	New CLP is created
	Test Henriett	<input checked="" type="checkbox"/>	VendorBooking	Missing Dangerous Goods Document
	Test Henriett	<input checked="" type="checkbox"/>	VendorBooking	Supplier Routing Guide Non-compliance
	Test Henriett	<input checked="" type="checkbox"/>	VendorBooking	VB Submit Documents
	Test Henriett	<input checked="" type="checkbox"/>	VendorBooking	Vendor Booking is Cancelled. Please replan CLP
	Test Henriett	<input checked="" type="checkbox"/>	VendorBooking	Vendor Booking is Rejected. Vendor Booking update is required

列表操作

The screenshot displays the JABIL Process Manager interface for 'JABILGLOSCQA1 Process Manager'. The user is logged in as Piotr Wrzesniowski, MTIM Supplier for 0000104715. The navigation path is: Supply Collaboration > Discrete Order > Order Summary > Order List. The page title is 'Search Orders'. The main content is a table of order schedules with columns: Purchase Order Number, Schedule ID, Schedule State, Supplier Code, Supplier Name, Jabil Part Number, Jabil Part Description, and Manufacturer. The table contains six rows of data. Annotations include: a red circle around the 'All' checkbox in the first column; a blue box pointing to the 'All' checkbox with the text '点击“全选”复选框可选中或取消选中当前页所有项目。'; a blue box pointing to the sort icon in the 'Jabil Part Number' column header with the text '点击排序图标可在升序和降序之间切换，数字表示排序优先级'; a blue box pointing to the 'Configure' icon in the top right with the text 'To change the column display and/or its sort order, click the **Configure icon** and select **Open Table Editor**.'; a red box around the 'Open Table Editor' option in the configuration menu; a red box around the 'Acknowledge', 'Edit Promises', 'No Commit', 'Create Vendor Booking', 'View History', and 'Reset' buttons; and a red box around the pagination controls showing 'Records per page 200'.

Purchase Order Number	Schedule ID	Schedule State	Supplier Code	Supplier Name	Jabil Part Number	Jabil Part Description	Manufacturer
3013973970	1	Accepted with Changes				WIPES, PRESATURATED LINT FREE WIPES	
3014000516	1	Accepted with Changes				ESD BRUSH 36HH	
3013726391	1	Accepted with Changes				ESD BRUSH 36HH	
3013926866	1	Accepted with Changes	0000104715	BOLD PACK INDUSTRIES SDN BHD.	M30-0014-BK	ESD BRUSH 36HH	
3014010069	1	Accepted with Changes	0000104715	BOLD PACK INDUSTRIES SDN BHD.	M90-0188	STICKY MAT (26" X 45") BLUE - 8MAT/BOX	
3013989114	1	Accepted with Changes	0000104715	BOLD PACK INDUSTRIES SDN BHD.	M90-0569-BK	PAPER,CLEANROOM,A4,72G,WHT(250SHT/REAM)	

点击“全选”复选框可选中或取消选中当前页所有项目。

To change the column display and/or its sort order, click the **Configure icon** and select **Open Table Editor**.

点击排序图标可在升序和降序之间切换，数字表示排序优先级

对列表中的项目进行操作时，请先勾选复选框，再点击操作按钮。若操作按钮为“查看”，可跨页面选择项目；其他操作不可跨页面选择。

使用上一页【<】 / 下一页【>】按钮，或输入页码并点击“跳转”进行导航。也可更改每页显示的记录数量。

超链接

在系统中，[蓝色](#)文本表示可跳转至其他页面的链接，点击即可跳转

🏠 > [Sales Order](#) > [Sales Order Summary](#) > [Sales Order List](#)

Sales Order Schedules

 Page 1 of 148; 2953 Records ⚙️ ⬇️

全部应用（向下填充）

“全部应用”功能可将相同的值应用到所有行：

1. 点击三个点菜单并选择全部应用；
2. 输入数值并点击全部应用；
3. 所有行将更新为相同的值。

Supplier Purchase Order Schedules

Quantity*	Requested Delivery Date*	Supplier Promise Qty	Supplier Promise Date
1,000	02/18/2021	0	
		0	
		0	

Supplier Purchase Order Schedules

Quantity*	Requested Delivery Date*	Supplier Promise Qty	Supplier Promise Date
1,000	02/18/2021	200	MM/DD/YYYY
		200	02/18/2021
		200	02/18/2021
		200	02/18/2021
		200	02/18/2021

Supplier Promise Qty : Supplier Promise D

0
0
0
0

200

Apply to All Cancel

处理大数量数据

为提升性能，当总记录数超过指定数量时，系统将显示为不可点击值。

如需点击该数值，请在汇总页面输入搜索条件并点击**搜索**，以**减少**结果数量至可点击范围内。

HP Purchase Order

PO Order Date

HP Company ID

HP Company Description

Supplier ID

Supplier Description

PO Requisition Number

GPS Purchasing Organization

PO Type

Business Model

Project Code

Project Description

HP Part ID

HP Part Description

Supplier Item ID

Storage Location

PO Requisition Line Number

Header Change Type (change code)

Business Area

Last Modified Date

Results

State	Total	State	Total
New - Awaiting Ack	5,000+	Partially Shipped	694
Change - Awaiting Ack	146	Shipped	261
Supplier Rejected	30	Received	95
Accepted w/ Changes (AWC)	59	Cancelled	15
Accepted	611		

列表导出

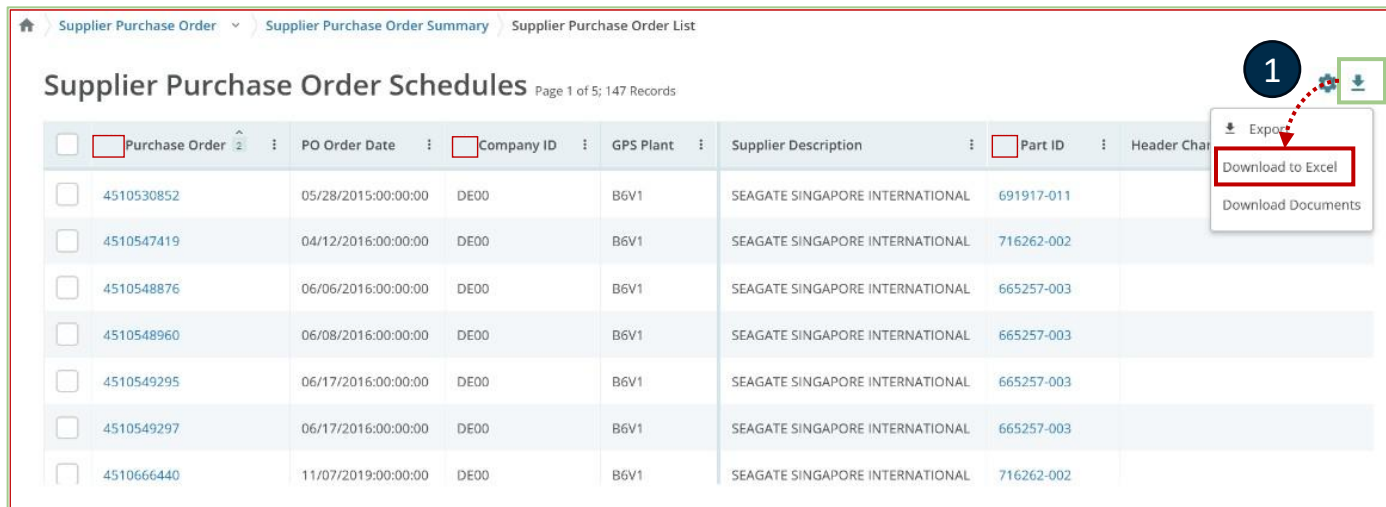
1. 点击向下箭头图标并选择**导出**，即可将当前页面数据复制到文本文件中以便离线查看；
 - 若存在多页，仅导出当前显示页面；
 - 导出文件为制表符分隔文本，无法重新上传至系统。

Supplier Purchase Order Schedules Page 1 of 5; 147 Records

<input type="checkbox"/>	HP Purchase Order ²	PO Order Date	HP Company ID	GPS Plant	Supplier Description	HP Part ID	Header Char
<input type="checkbox"/>	4510530852	05/28/2015:00:00:00	DE00	B6V1	SEAGATE SINGAPORE INTERNATIONAL	691917-011	
<input type="checkbox"/>	4510547419	04/12/2016:00:00:00	DE00	B6V1	SEAGATE SINGAPORE INTERNATIONAL	716262-002	
<input type="checkbox"/>	4510548876	06/06/2016:00:00:00	DE00	B6V1	SEAGATE SINGAPORE INTERNATIONAL	665257-003	
<input type="checkbox"/>	4510548960	06/08/2016:00:00:00	DE00	B6V1	SEAGATE SINGAPORE INTERNATIONAL	665257-003	
<input type="checkbox"/>	4510549295	06/17/2016:00:00:00	DE00	B6V1	SEAGATE SINGAPORE INTERNATIONAL	665257-003	
<input type="checkbox"/>	4510549297	06/17/2016:00:00:00	DE00	B6V1	SEAGATE SINGAPORE INTERNATIONAL	665257-003	
<input type="checkbox"/>	4510666440	11/07/2019:00:00:00	DE00	B6V1	SEAGATE SINGAPORE INTERNATIONAL	716262-002	

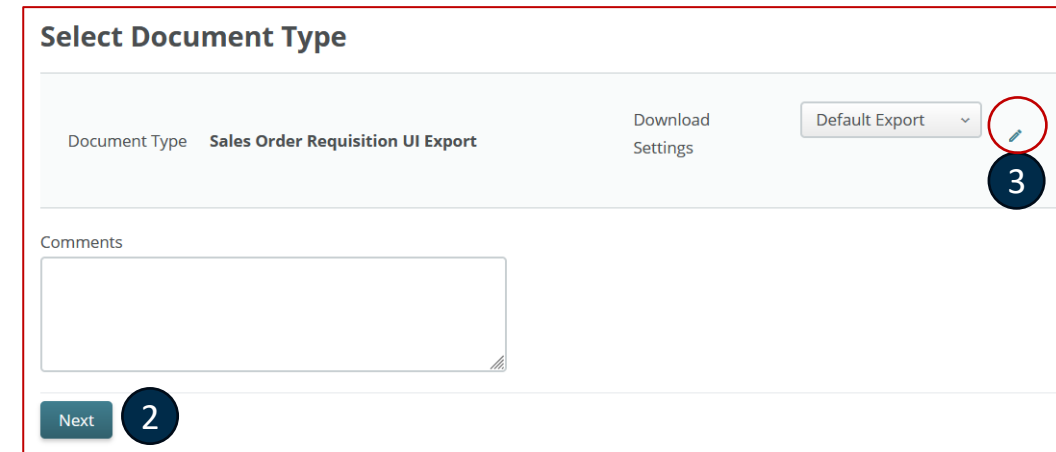
列表 Excel 下载

1. 点击向下箭头图标并选择 文件下载；
2. 将打开新窗口，点击 下一步 进行下载；
3. 您可通过铅笔图标自定义下载字段、调整字段顺序及排序方式。



Supplier Purchase Order Schedules Page 1 of 5; 147 Records

<input type="checkbox"/>	Purchase Order	PO Order Date	Company ID	GPS Plant	Supplier Description	Part ID	Header Char
<input type="checkbox"/>	4510530852	05/28/2015:00:00:00	DE00	B6V1	SEAGATE SINGAPORE INTERNATIONAL	691917-011	
<input type="checkbox"/>	4510547419	04/12/2016:00:00:00	DE00	B6V1	SEAGATE SINGAPORE INTERNATIONAL	716262-002	
<input type="checkbox"/>	4510548876	06/06/2016:00:00:00	DE00	B6V1	SEAGATE SINGAPORE INTERNATIONAL	665257-003	
<input type="checkbox"/>	4510548960	06/08/2016:00:00:00	DE00	B6V1	SEAGATE SINGAPORE INTERNATIONAL	665257-003	
<input type="checkbox"/>	4510549295	06/17/2016:00:00:00	DE00	B6V1	SEAGATE SINGAPORE INTERNATIONAL	665257-003	
<input type="checkbox"/>	4510549297	06/17/2016:00:00:00	DE00	B6V1	SEAGATE SINGAPORE INTERNATIONAL	665257-003	
<input type="checkbox"/>	4510666440	11/07/2019:00:00:00	DE00	B6V1	SEAGATE SINGAPORE INTERNATIONAL	716262-002	



Select Document Type

Document Type **Sales Order Requisition UI Export** Download Settings Default Export

Comments

Next

采购订单 - 异常

在供应异常中新增汇总项：需要供应商订舱通知，包含需按特定逻辑发运的采购订单：

- 当前日期 = “确认到达日期” - (运输时间 + 5 天准备时间)
- 若无确认到达日期：
当前日期 = “PO 请求日期” - (运输时间 + 5 天准备时间)

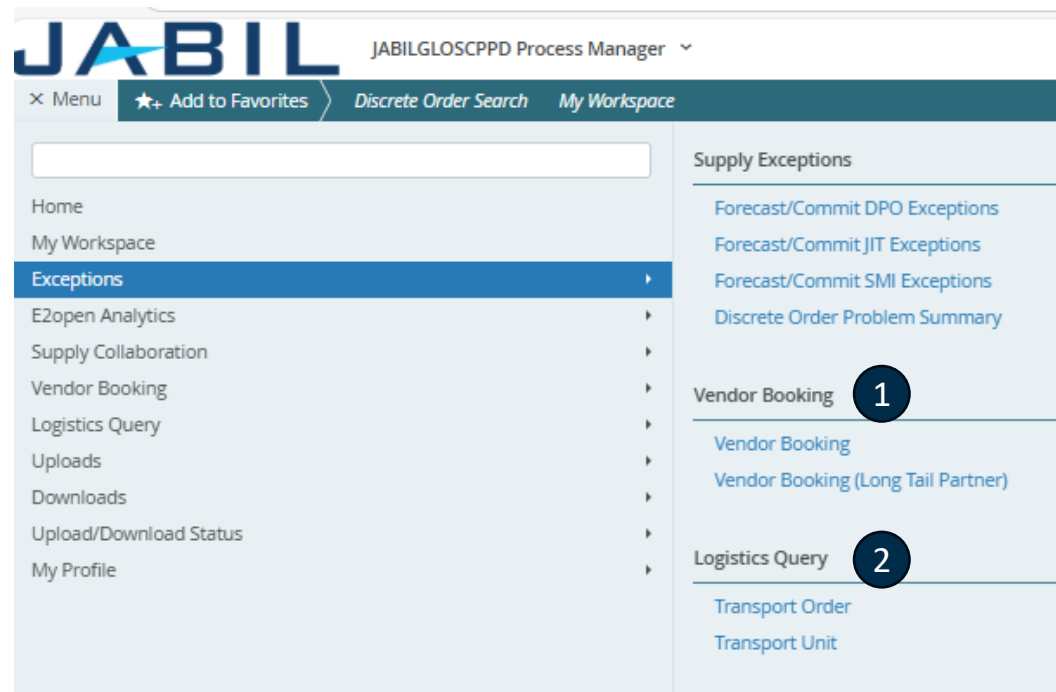
Supply Exceptions	
19	1
HIGH	MEDIUM
Missing Order Response Alert 6	Order Requested and Promised Quantity Mismatch Alert 1
Order Requested and Promised Delivery Date Mismatch Alert 2 1 3	Pending Response Alert 0
New Discrete Order Alert 0	Discrete Order Summary Alert 0
No Commit PO Alert 0	Cancel Request Alert 4 4
PO Decommit Alert 0	Supplier Comments Alert 2 2
Cancel Request Rejected Alert 0	Vendor Booking Required Alert 4 4
Long Tail New Discrete Purchase Order Alert 0	Long Tail Discrete Order Summary Alert 0
Long Tail Problem Summary Alert 0	Long Tail PO DeCommit Alert 0

New

供应商订舱 - 异常

在菜单中新增 GLO 异常：

1. 供应商订舱异常
2. 物流查询



The screenshot shows the 'Vendor Booking Problem Summary' page. The page title is 'Vendor Booking Problem Summary' with a circled '1'. The table shows results for various exceptions, including 'VB Submit Documents', 'Supplier Routing Guide Non-compliance', and 'Missing Dangerous Goods Document'. The table also shows details for 'Vendor Booking is Rejected' and 'Vendor Booking is Cancelled'.

Exception	Total	Exception	Total
VB Submit Documents	26	Vendor Booking is Rejected. Vendor Booking update is required	2
Supplier Routing Guide Non-compliance	14	Vendor Booking is Cancelled. Please replan CLP	2
Missing Dangerous Goods Document	21		

物流异常


1. 运输订单 (TO) 问题汇总：包含由供应商创建并与承运商共享的订舱；
2. 运输单元 (TU) 问题汇总：包含在途货物及基于货代 / 承运商消息的状态更新。

Exceptions (2)

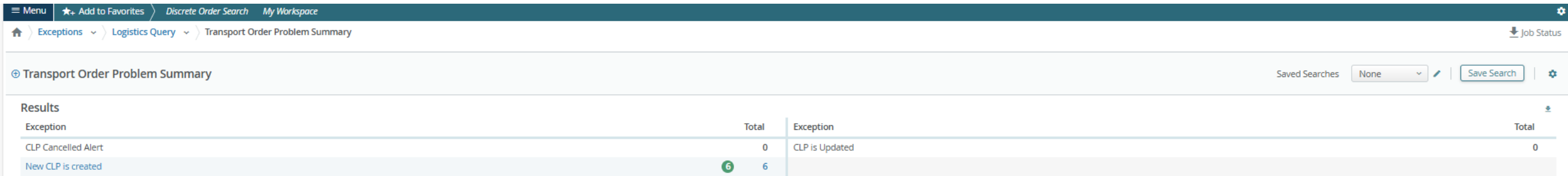
Logistics Query

Transport Order

Transport Unit

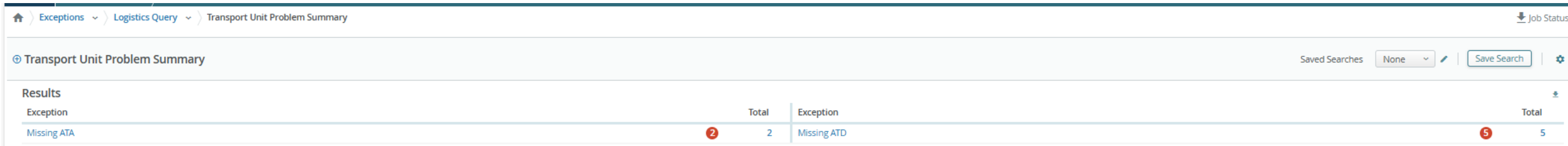


1



Exception	Total	Exception	Total
CLP Cancelled Alert	0	CLP is Updated	0
New CLP is created	6		

2



Exception	Total	Exception	Total
Missing ATA	2	Missing ATD	5



全球物流协同

门户供应商访问

JABIL

门户供应商通过邮件链接访问 GLO

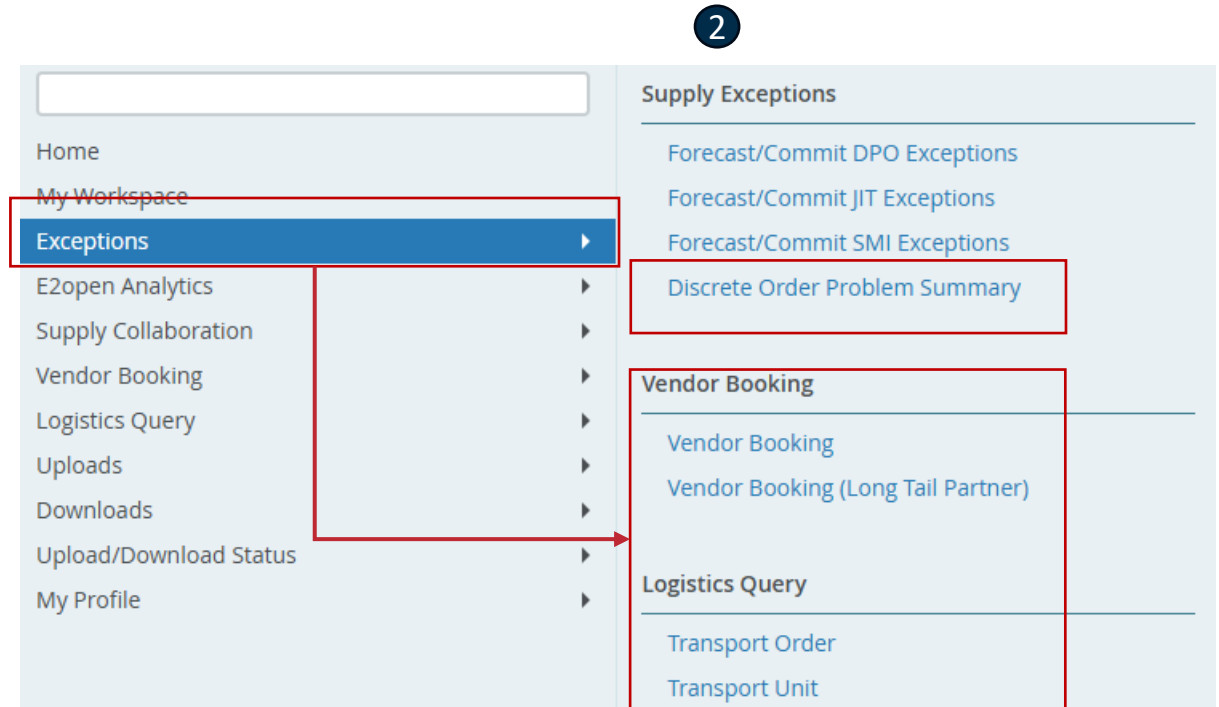
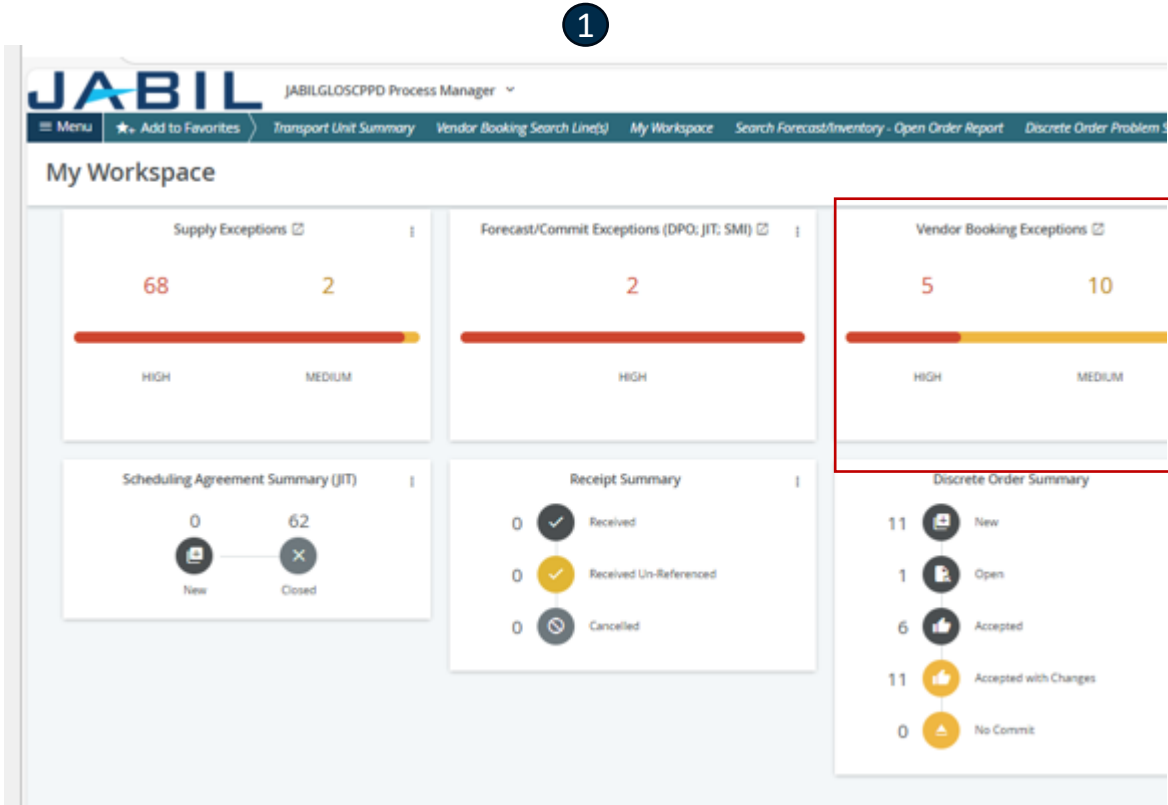
- 系统会自动向供应商发送“需要供应商订舱”通知，依据 PO 请求交期或确认到达日期，并考虑运输时间及额外 5 天准备时间；
- 使用邮件中的链接启动货运订舱流程；
- 有关详细操作说明，请参阅: [供应商订舱章节](#)



GLO 门户供应商访问

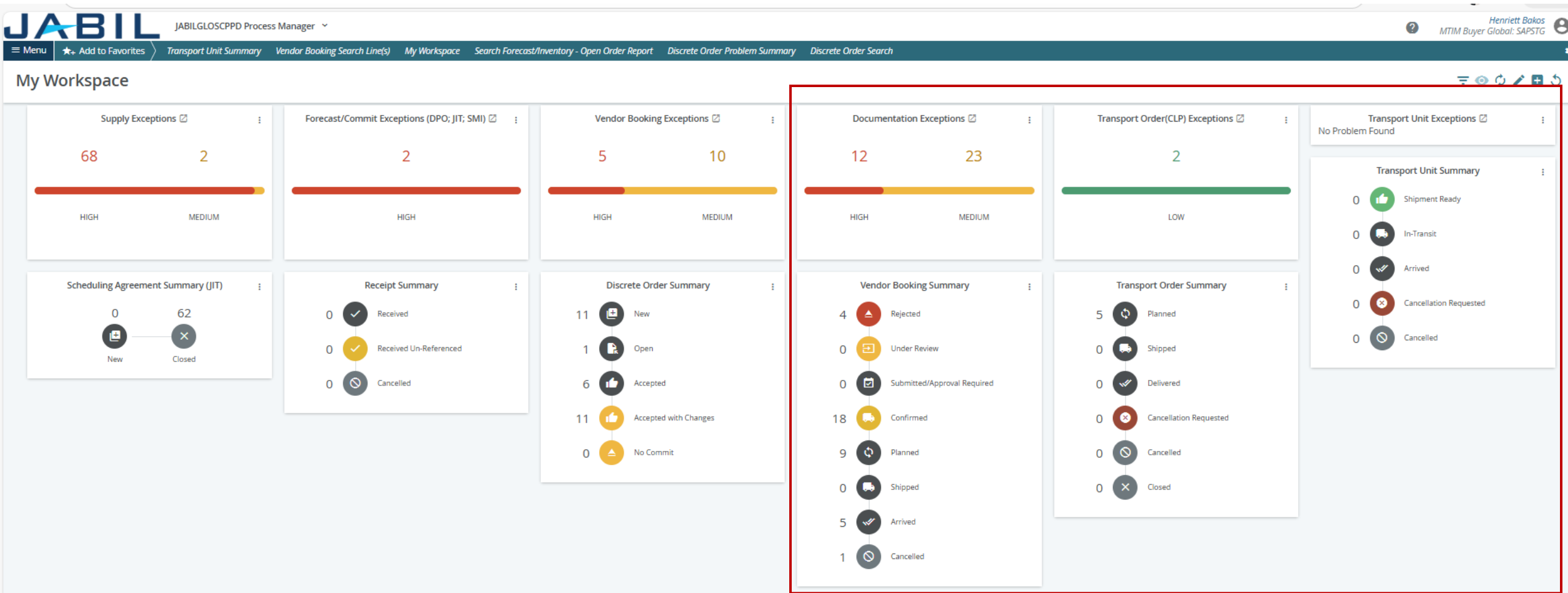
e2open 门户供应商可随时登录系统，查看待确认订单及未完成的供应商订舱信息。
供应商可通过我的工作区 (1) 或通过菜单导航 (2) 查看数据。

在 订单问题汇总中，供应商可打开可进行订舱的订单列表；
供应商订舱和物流查询显示所有订舱的状态汇总。



GLO 解决方案概览 - 我的工作区

为门户用户在“我的工作区”页面新增卡片，涵盖：供应商订舱状态、运输文件管理、运输订单与运输单元状态



GLO 解决方案概览 - 导航 - 供应商订舱

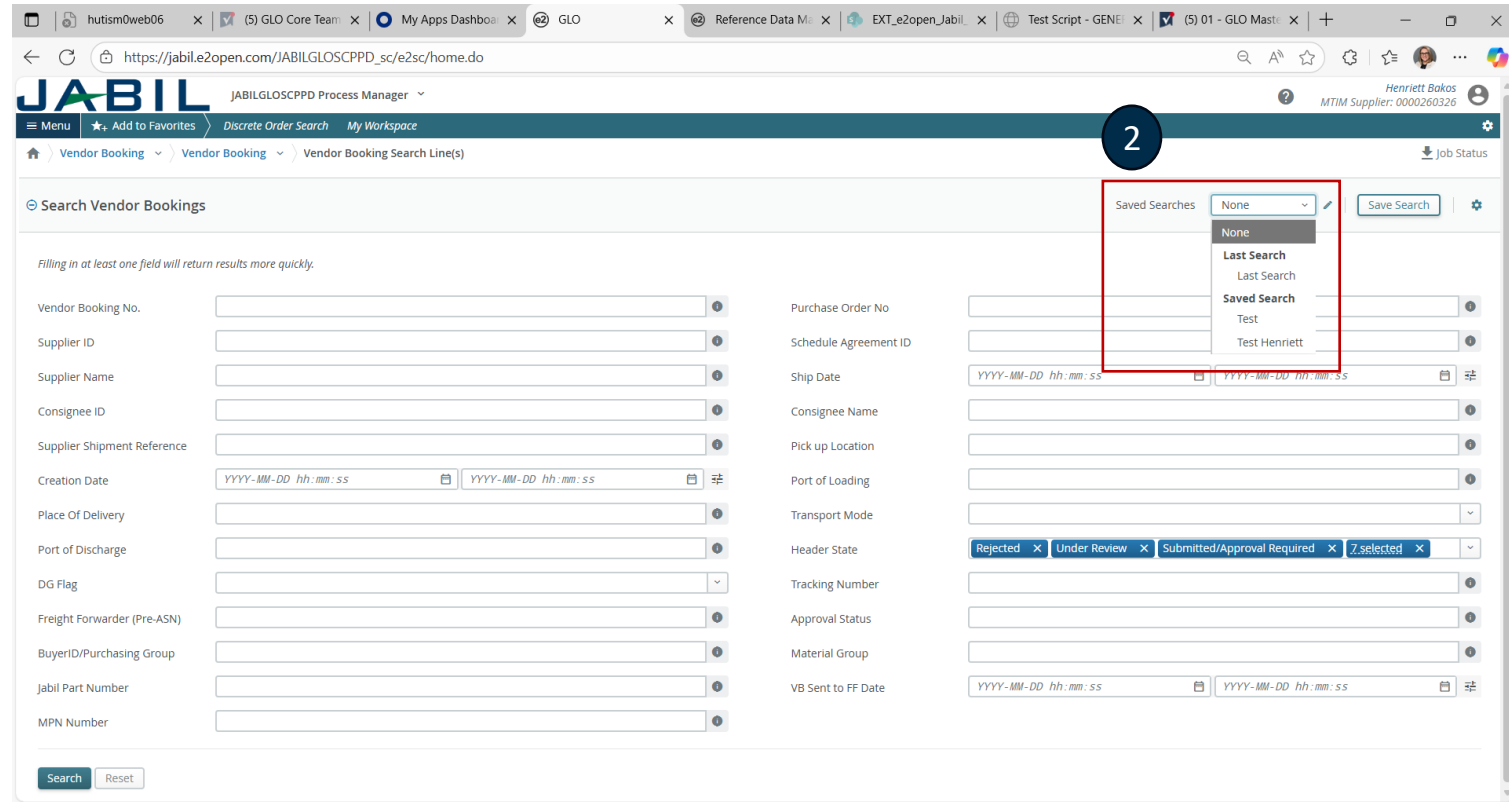
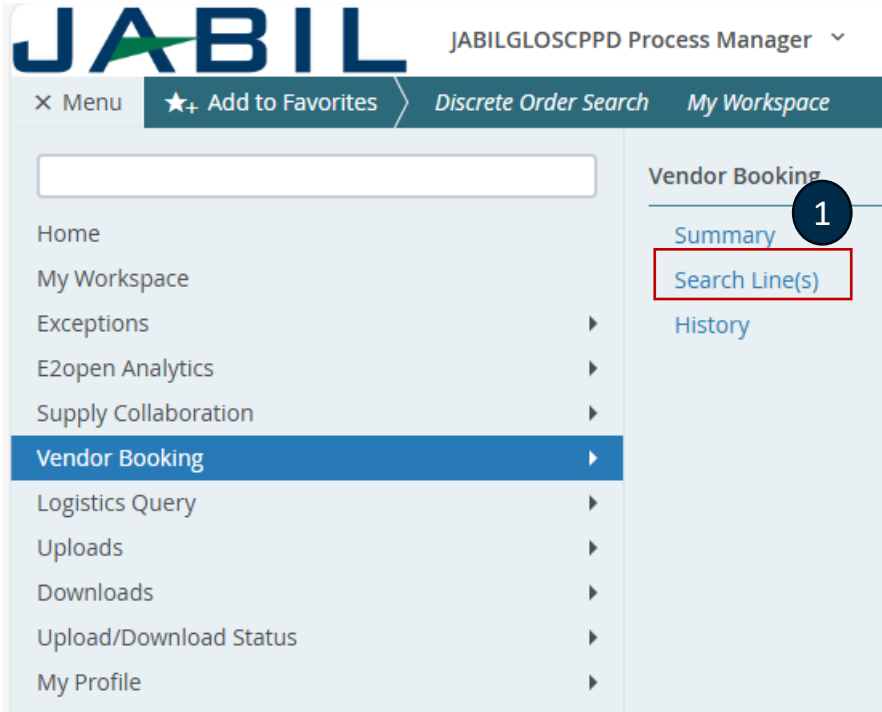
1. 主菜单新增两个选项：供应商订舱和物流查询；
2. 供应商订舱显示所有订舱的状态汇总；
3. 点击供应商订舱草稿可查找并继续之前保存但未提交的订舱

The screenshot illustrates the navigation path for Vendor Booking. On the left, the main menu has 'Vendor Booking' highlighted with a red box and a circled '1'. A red arrow points from this menu item to the 'Vendor Booking' sub-menu on the right. In this sub-menu, 'Summary' is highlighted with a red box and a circled '2', and 'Draft VB' is highlighted with a red box and a circled '3'. Another red arrow points from 'Draft VB' to the 'Vendor Booking Summary' page below. The summary page features a table with the following data:

State	Total	State	Total
Submitted/Approval Required	0	Shipped	0
Confirmed	4	Arrived	0
Planned	0	Cancelled	0

供应商订舱 - 搜索

1. 前往：菜单 > 供应商订舱 > 搜索
2. 可设置搜索参数或使用列表中的可用筛选器



GLO 解决方案概览 - 导航 - 物流查询

1. 在物流查询菜单中，可访问已提交的供应商订舱和在途货物详情；
2. 运输订单汇总：显示由供应商创建并与承运商共享的订舱详情和状态；
3. 运输单元汇总：显示在途货物及基于货代 / 承运商消息的状态更新。

The screenshot illustrates the navigation and data views within the GLO Logistics Query interface. A sidebar on the left contains a menu with 'Logistics Query' highlighted (marked with a red circle '1'). The 'Transport Order' and 'Transport Unit' sub-menus are also highlighted with red boxes. Red arrows indicate the flow from these menu items to the corresponding data tables on the right.

Transport Order Summary (marked with a red circle '2')

State	Count	State
Planned	0	Cancellation Requested
Shipped	0	Cancelled
Delivered	0	Closed

Transport Unit Summary (marked with a red circle '3')

State	Total	State
Planned	7	Arrived
Booking Confirmed	1	Cancellation Requested
Shipment Ready	2	Cancelled
In-Transit	0	

GLO 解决方案概览 - 供应商订舱详情页

采购订单、供应商订舱、运输订单和运输单元页面均包含：**抬头区域、行项目区域**

1.行项目下方的按钮仅作用于所选定行

2.状态菜单和3.筛选按钮用于过滤行项目

4.刷新详情页可点击**筛选按钮**或**详情导航路径**

表头

行项目

Vendor Booking Details

Vendor Booking No.*
BKG10

Vendor Booking Type
Normal

Transport Mode*
ROAD

Ship Date*
2025-10-07:20:00:00 EST

Creation Date*
2025-10-27:08:53:09

Shipper Reference No.*
BKG10

Header State
Confirmed

Header Last Modified Date
2025-10-28:00:03:03

Service Type
--

Alternate Destination
--

Reason Code for Late Vendor Booking
--

Comment
--

Currency
--

Value
0

Actual PGI Date
--

Planned GR Date
--

Actual GR Date
--

Incoterms
DDP

Incoterms Location
ShenZhen

Tracking Number
--

Loading Reference No
--

Vendor Booking BOL No
--

View RPS
2025-10-27 12:17:45+0000

RPS Status
RPS Status

Parties

Routing

Documents

Consolidated

Equipment Details

Approve/Reject

Vendor Booking List Page 1 of 1; 1 Records, 1 Selected

Vendor Booking Line ID	Order No.	Purchase Order Line ID	Carrier Booking Reference	Line State	SB Status	4PL Action Code	Line Notes To Consignee	Approval Status	Reject Reason Code	Rejection Comment	Jabil Part Number	Jabil Part
1	PMA9181329938	1		Confirmed	New						ACTN27965-DHO	PARTITIO

Cancel Update VB Details View History Reset

1

Records per page 20

GLO 解决方案概览 - 供应商订舱历史

1. 在列表页选择“查看历史”，该选项仅适用于单行；
2. 系统将打开新页面显示订舱历史详情；
3. 用户可自定义历史页面中显示的字段和数据类型

Vendor Booking List Page 1 of 1; 1 Records, 1 Selected

<input checked="" type="checkbox"/>	<input type="plus"/>	Vendor Booking Line ID ¹	Order No.	Purchase Order Line ID ²	Carrier Booking Reference	Line State	SB Status	4PL Action Code	L
<input checked="" type="checkbox"/>	<input type="plus"/>	1	PMA9181329938	1		Confirmed	New		

1

History Selector

2

Change Field:

Operation Type:

3

	Transaction Date	User	Role	Operation Type	Vendor Booking No.	Shipper Reference No.	Incoterms	Incoterms Location	Vendor Booking Li	Change Field	Old Value	New Value
2025-10-27												
<input type="checkbox"/>	09:30:08	e2open_super_user	e2open_super_role	Update	BKG10	BKG10	DDP	ShenZhen	1	VB Sent to FF Date		2025-10-27:09:30:08
<input type="checkbox"/>	09:01:40	jagrutipatel	e2open_super_role	Insert	BKG10	BKG10	DDP	ShenZhen	1	All		

Records Per Page

从菜单创建供应商订舱

供应商可通过以下方式创建供应商订舱：离散订单列表、异常菜单

- 在UI中创建：
 - 在 PO 协同模块中，通过 **供应协同 > 离散订单搜索** 的 PO 明细界面启用创建按钮；
 - 同时也可在 **异常 > 订单问题汇总 > 问题列表 > 需要供应商订舱通知** 中创建。

1

Supply Collaboration > Discrete Order > Order Search > Order List

Search Orders

Order Schedules Page 1 of 1; 11 Records, 2 Selected

	Purchase Order No.	Line ID	Line State	Schedule ID	Schedule State
<input type="checkbox"/>	1302595755	1	Accepted with Changes	1	Accepted with Changes
<input type="checkbox"/>	1302596089	1	Open	1	Open
<input type="checkbox"/>	1302596100	1	Open	1	Open
<input type="checkbox"/>	1302595757	1	Accepted with Changes	1	Accepted with Changes
<input type="checkbox"/>	1302595756	1	Open	1	Open
<input checked="" type="checkbox"/>	1302596217	1	New	1	New
<input type="checkbox"/>	1302595758	1	Accepted	1	Accepted
<input type="checkbox"/>	1302596103	1	Accepted	1	Accepted
<input type="checkbox"/>	1302595757	2	Accepted with Changes	1	Accepted with Changes
<input type="checkbox"/>	1302596104	1	Accepted with Changes	1	Accepted with Changes
<input checked="" type="checkbox"/>	1302596216	1	Accepted with Changes	1	Accepted with Changes

Acknowledge Edit Promises No Commit **Create Vendor Booking** View History Reset

2

Menu Add to Favorites Discrete Order Search My Workspace

Exceptions > Supply Exceptions > Order Problem Summary

Order Problem Summary

Exception	Total
Cancel Request Alert	2
Supplier Comments Alert	2
PO Decommit Alert	0
Cancel Request Rejected Alert	0
Vendor Booking Required Alert	7

Exceptions > Supply Exceptions > Order Problem Summary > Problem List

Search Orders

Order Schedules Page 1 of 1; 5 Records, 2 Selected

	Purchase Order No.	Line ID	Line State	Schedule ID	Schedule State
<input type="checkbox"/>	1302595755 (0)	1 (0)	Open	1	Open
<input checked="" type="checkbox"/>	1302595757 (0)	1 (0)	Open	1	Open
<input type="checkbox"/>	1302595758 (0)	1 (0)	Accepted	1	Accepted
<input type="checkbox"/>	1302596103 (0)	1 (0)	Accepted	1	Accepted
<input checked="" type="checkbox"/>	1302595757 (0)	2 (0)	Open	1	Open

Acknowledge Edit Promises No Commit **Create Vendor Booking** View History Reset



全球物流协同

供应商订舱

JABIL

GLO 供应商订舱 - 邮件通知

- 系统会自动向供应商发送“需要供应商订舱”通知，依据 PO 请求交期或确认到达日期，并考虑运输时间及额外 5 天准备时间；
- 使用邮件中的链接启动货运订舱流程。



GLO 中的供应商订舱流程

点击链接后，用户将跳转至 UI 页面并看到 PO 列表，需要开始订舱流程。

- 若收货地址相同，可在一次订舱中选择多个 PO 并生成一个货运；
- 点击‘创建供应商订舱’。

注意：只有已确认（Confirmed）的采购订单（PO）才能用于新增发运订舱，且承诺日期（Commit Date）不能早于当前日期。如果所选 PO 中存在未确认的订单，或承诺日期为过去日期，系统将显示错误提示。

Home > Exceptions > Order Execution > Discrete Order Problem Summary > Problem List Job Status

Search Orders

Order Schedules

Page 1 of 1; 5 Records, 3 Selected Purchase Order due for Vendor Booking Alert (LongTail Partner) ⚙️ ↓

	Purchase Order No.	Line ID	Line State	Schedule ID	Request Qty.	Total Received C	Open Qty.	Promise ID	Promise State	Promise Qty.	U	Remaining Booked	Total Booked	Shipped Qty
<input checked="" type="checkbox"/>	1302596122 (0)	1 (0)	Accepted	1	200	0	200	1	Confirmed	200	EA	200	0	
<input checked="" type="checkbox"/>	1302596123 (0)	1 (0)	Accepted	1	400	0	400	1	Confirmed	400	EA	400	0	
<input checked="" type="checkbox"/>	1302596123 (0)	2 (0)	Accepted	1	101	0	101	1	Confirmed	101	EA	101	0	

1 Acknowledge Edit Promises No Commit Create Invoice **Create Vendor Booking** View History Reset

2

Records per page

供应商订舱 - 创建

供应商订舱页面将在新窗口中打开，包含预选的 PO 及详细信息。
所有必填字段在 UI 中以红色框标出，并标记 * 号。

Menu Add to Favorites Discrete Order Search My Workspace

Back to Order List Create Shipment Job Status

Vendor Booking Header

Locales and local to event dates/times behave independently of each other while editing.
* Denotes required field.

Vendor Booking No.
BKG1969

Ship Date * GMT

Creation Date
2025-11-11:10:49:23

Transaction Mode

Declaration Required

Declaration Location

Supplier Shipment Reference

Incoterms
EXW

Incoterms Location
loc

Parties

Consignee ID PL01	Consignee Name Kwidzyn Poland	Supplier ID 0000260326	Supplier Name Test Connections Inc.
----------------------	----------------------------------	---------------------------	--

Routing

Pick up Location *	Place Of Receipt Address	Place Of Delivery *	Place Of Delivery Address
<input type="text"/>	<input type="text"/>	<input type="text"/>	<input type="text"/>
Pickup Location Address Line 1 --	Pickup Location City --	Pickup Location Country --	Pickup Location Region --
Pickup Location Postal Code --	Place of Delivery Address Line 1 --	Place of Delivery City --	Place of Delivery Country --
Place of Delivery Region --	Place of Delivery Postal Code --		

Shipment Details

Freight Forwarder (Pre-ASN) <input type="text"/>	Transport Mode * <input type="text"/>	Packing Comments * <input type="text"/>	Chargeable Weight (KGS) * <input type="text" value="0"/>
---	--	--	---

Vendor Booking Line Items

Vendor Booking Line ID	Purchase Order No	Purchase Order Line ID	Purchase Order Schedule ID	BuyerID/Purchasing Group	Buyer Email	Jabil Part Number	Jabil Part Description	Material Group	Commodity	Unit Of Measure	Booked Qty*	No. Of Packages	Packaging Type	DG Flag	MPN Number	Expected FF/Carrier	Expected Transport Mode	Expected Serv
1	1302596216	1	1	W81	SPARE@JABIL.COM	HB1159316	PartDescriptionTest51231...	JABIL		EA	120	0	Pallets		MANUFACTUF			
2	1302596217	1	1	W81	SPARE@JABIL.COM	HB1159313	PartDescriptionTest1234	JABIL		EA	100	0	Pallets		MANUFACTUF			

Calculate Save Create Shipment Undo

供应商订舱 - 创建 - 抬头数据

1. 系统自动生成 **供应商订舱编号**；
2. **发运日期**：必须填写，表示货物从起始地点被提货的预计日期；
3. 创建日期自动设为当前日期；
4. **交易模式**：下拉菜单选择；
5. **是否需要申报**：选择是或否；
6. **申报地点**：可选填写；
7. **供应商发运参考号**：可选填写；
8. **贸易术语 (Incoterms)**：从 PO 自动带出，可在不正确时修改。

Vendor Booking Header

Locales and local to event dates/times behave independently of each other while editing.
* Denotes required field.

Vendor Booking No. **BKG1969** 1

Ship Date* 2
YYYY-MM-DD hh:mm:ss GMT

Creation Date 3
2025-11-11:10:49:23

Transaction Mode 4
International Trade
Domestic Trade
Bonded Trade

Declaration Required 5

Declaration Location 6

Supplier Shipment Reference 7

Incoterms 8
EXW

Incoterms Location 8
loc

供应商订舱 - 创建 - 参与方与路线数据

1. 收货方 ID：代表 Jabil 目的工厂代码，来自 PO，无法修改；
2. 提货地点：必填，通过联想输入选择；
3. 若所需提货地点不存在，可通过模板新增；
4. 点击“计算”后，提货地点详细信息将显示；
5. 交付地点：初始来自 PO，可通过联想字段修改，仅限 Jabil 工厂；
6. 也可通过模板新增交付地址。

The screenshot shows a web form for creating a supplier booking. It is divided into two main sections: 'Parties' and 'Routing'. The 'Parties' section includes fields for Consignee ID (PL01), Consignee Name (Kwidzyn Poland), Supplier ID (000260326), and Supplier Name (Test Connections Inc.). The 'Routing' section includes fields for Pickup Location, Place Of Receipt Address, Place Of Delivery, and Place Of Delivery Address. Below these are several address-related fields for both pickup and delivery locations. At the bottom, there is a table titled 'Vendor Booking Line Items' with columns for Vendor Booking Line ID, Purchase Order No, Purchase, Purchase Buy, Buyer Email, Jabil Part Number, Jabil Part, Material Group, Storage Location, Commodity, Unit Of Measure, Booked Qty, No. Of Packages, DG Flag, and MPN Number. Two rows of data are visible in the table. At the bottom left, there is a 'Calculate' button highlighted with a red box and a 'CLICK' annotation. At the bottom right, there is a 'CLICK' annotation pointing to a small icon in the 'Place Of Delivery' field.

Parties

Consignee ID: PL01
Consignee Name: Kwidzyn Poland
Supplier ID: 000260326
Supplier Name: Test Connections Inc.

Routing

Pick up Location*
Place Of Receipt Address
Place Of Delivery*
Place Of Delivery Address

Pickup Location Address Line 1
Pickup Location City
Pickup Location Country
Pickup Location Region

Pickup Location Postal Code
Place of Delivery Address Line 1
Place of Delivery City
Place of Delivery Country

Place of Delivery Region
Place of Delivery Postal Code

Vendor Booking Line Items

Vendor Booking Line ID	Purchase Order No	Purchase	Purchase Buy	Buyer Email	Jabil Part Number	Jabil Part	Material Group	Storage Location	Commodity	Unit Of Measure	Booked Qty*	No. Of Packages	DG Flag	MPN Number
1	1302596216	1	1 W81	SPARE@JABIL.COM	HB1159316	PartDe...	JABIL			EA	120	0		MANUFACTURER PART NUMBER TEST CODE
	1302596217	1	1 W81	SPARE@JABIL.COM	HB1159313	PartDe...	JABIL			EA	100	0		MANUFACTURER PART NUMBER TEST CODE

Buttons: Calculate, Delete, Save, Publish, Undo

供应商订舱 - 创建 - 参与方与路线数据

新增提货地点

1. 点击图标打开数据模板；
2. 填写必要信息，确保地址 ID 唯一，国家代码正确；
3. 点击“确定”保存；下次可在默认提货地点列表中直接选择；
4. 将地址字段中的数据复制到带 * 的提货地点字段。

Routing

Pick up Location *

Pick up Location Address

Pickup Location Address Line 1

Pickup Location City

Pickup Location Postal Code

Place of Delivery Address Line 1

Place of Delivery Region

Place of Delivery Postal Code

CLICK

Denotes required field.

Address ID *

Address Description

Address 1

Address 2

Address 3

Address 4

Address 5

City

County

State

Country

Zip

Copy and paste

Pick up Location *

Pick up Location Address

Cancel

OK

1

2

3

4

供应商订舱 - 创建 - 参与方与路线数据

新增交付地址

1. 点击图标打开数据模板；
2. 填写必要信息，确保地址 ID 唯一，国家代码正确；
3. 点击“确定”保存；
4. 将交付地址字段中的数据复制到带 * 的交付地点字段。

Place Of Delivery*

Place Of Delivery Address

Pickup Location Country

Pickup Location Region

Place of Delivery City

Place of Delivery Country

CLICK

1

* Denotes required field.

Address ID *

Address Description

Address 1 *

Address 2

Address 3

Address 4

Address 5

City *

County

State

Country *

Zip

Cancel

OK

2

3

4

Copy and paste

Place Of Delivery*

Place Of Delivery Address

供应商订舱 - 创建 - 数据

1. 货代：支持联想输入。
2. 运输方式：必填，下拉选择；**注意：快递订舱无法在 GLO 中完成。** 请参考 [Tracking Data Sharing](#) 部分。
3. 包装说明：必填，自由文本，需包含**包装数量、类型、重量和尺寸**；与货代在装箱单文件中收到的数据相同。
4. 计费重量：必填，单位为千克 (KGS)。
5. 完成抬头信息后，继续填写行项目。

Shipment Details

Freight Forwarder (Pre-ASN) 1

Transport Mode* 2

Packing Comments* 3

Chargeable Weight (KGS)* 4

PartyId PartyName Reference 1 Reference 2 Reference 3

PartyId	PartyName	Reference 1	Reference 2	Reference 3
KHNN	KUEHNE + NAGEL INC.			

ROAD
OCEAN
AIR
PARCEL

2 pallets (120 cm * 80 cm)
20 boxes (30 cm * 20cm)

550

Vendor Booking Line Items

Vendor Booking Line ID	Purchase Order No	Jabil Part Number	Material Gr	Unit Of Meas	Booked Qty*	Shipped Qty	No. Of Packages	Packaging Type	DG Flag	Service Level*	Stackable Allowed	Battery Included	Invoice Number
1	1302596216	HB1159316	JABIL	EA	100	0	2	Pallet Wooden	Yes	Express	Yes	Yes	
2	1302596217	HB1159313	JABIL	EA	50	0	20	Boxes			Yes		

Calculate Save Create Shipment Undo

供应商订舱 - 创建 - 行项目 1

1. 显示采购订单编号
2. 订舱数量：默认基于 PO 未结数量，可减少但不可超过未结数量；预订数量不允许超过采购订单的开放数量；在您编辑预订数量时，请同时考虑可能在途的数量
3. 包装类型：下拉选择并填写数量，并且您可以添加每个包裹的数量，如下例所示
4. 危险品标识（DG）：是 / 否 > 如果这些材料具有危险性，请选择“是”。此化学品安全数据表（MSDS）文件需上传至预订系统中—请参考[此处的操作流程](#)
服务级别选项：请选择“加急”或“标准”。
“标准”旨在涵盖所有经济型、综合型以及价格低廉的服务。
“加急”这一服务旨在涵盖 FF 所能提供的最快服务（包括“Express”、“Gold”、“Premium”和“Next Day”服务）
5. 预期的货运代理/承运商、运输方式以及服务等级是从数字化的Jabil配送指南（RG）中提取的，并且只有在用户点击页面左下角的“计算”按钮（7）后才会显示出来。这起到了一个提示作用，以告知用户其选择是否违反了Jabil的配送指南
6. 点击“计算”后，系统显示基于路线指引的期望货代、运输方式和服务等级，用于校验是否合规。

Shipment Details

Freight Forwarder (Pre-ASN): KHNN

Transport Mode*: OCEAN

Packing Comments*: 2 pallets (120 cm * 80 cm)
20 boxes (30 cm * 20cm)

Chargeable Weight (KGS)*: 550

PartyId PartyName Reference 1 Reference 2 Reference 3

PartyId	PartyName	Reference 1	Reference 2	Reference 3
KHNN	KUEHNE + NAGEL INC.			

Vendor Booking Line Items

Vendor Booking Line ID	Purchase Order	Purchase Qty	Jabil Part Number	Jabil Material Group	Commodity	Unit Of Meas	Booked Qty*	No. Of Packages	Packaging Type	DG Flag	MPN Number	Expected FF/Carrier	Expected Transport Mode	Expected Service Level	Service Level*	Service Level*
1	1302596248	1	HB1159316	P...	JABIL	EA	210	2	Pallet Wooden		MANUFACTURE...	KHNN	OCEAN	Standard	Express	Standard
2	1302596249	1	HB1159316	P...	JABIL	EA	220	20	Boxes	Yes	MANUFACTURE...	KHNN	OCEAN	Standard	Express	Standard

Calculate Save Create Shipment Undo

供应商订舱 - 创建 - 行项目 2

1. HS 编码：初始为 000000，可修改；
2. 是否可堆叠：是 / 否；从下拉列表选择
3. 是否含电池：是 / 否；从下拉列表选择
4. 发票号：可选；
5. ECCN 编码：可选；出口管制分类编号（ECCN）用于对两用物品、商业商品以及具有潜在军事用途的产品进行分类，并用于确定某些目的地是否需要出口许可证。
6. 货物类型：从预定义列表选择；
7. 点击 **创建货运** 保存订舱并生成订舱 ID
8. 该系统会保存预订信息，并显示一个带有**预订编号**的确认弹窗。点击该超链接的预订编号即可查看预订详情并上传所需的运输文件。

Shipment Details

Freight Forwarder (Pre-ASN) KHNN

Transport Mode* OCEAN

Packing Comments* 2 pallets (120 cm * 80 cm)
20 boxes (30 cm * 20cm)

Chargeable Weight (KGS)* 550

Vendor Booking Line Items

	Vendor Booking Line ID	Purchase Order	Purchase Flag	MPN Number	Expected FF/Carrier	Expected Transport Mode	Expected Service Level	Service Level*	HS Code - Please Update	Stackable Allowed	Battery Included	Invoice Number	ECCN Number	Cargo Type
1	1	1302596248	1	MANUFACTURE...	KHNN	OCEAN		Standard	000000	Yes	No			Raw Material
2	2	1302596249	1	MANUFACTURE...	KHNN	OCEAN			000567	No	No			Raw Material

Calculate Save **Create Shipment** Undo

8

9 Vendor Booking **BKG3654** created successfully. Please Note: Please attach the documents on the Vendor Booking.

供应商订舱 - 创建 - 状态、详情与更新

点击订舱 ID 可打开详情页面，蓝色文本为可跳转链接，可查看里程碑或采购订单详情。

Vendor Booking > Vendor Booking > Vendor Booking Search Line(s) > Vendor Booking List Line(s) Job Status

Search Vendor Bookings

Vendor Booking List

Page 1 of 1; 2 Records, 2 Selected

Locales and local to event dates/times behave independently of each other while editing.

<input checked="" type="checkbox"/>	<input checked="" type="checkbox"/>	Vendor Booking No.	Milestones	Header State	A	R	Consignee ID	Consignee N	Supplier ID	Supplier N	Ship Date	Transport Mode	Purchase Order No	P	Pick up Location*	Place Of Delivery	Tracking Number	Freight
<input checked="" type="checkbox"/>	<input checked="" type="checkbox"/>	BKG3654	Milestone Details	Confirmed			PL01	Kwidzyn Poland	0000260326	Test Connec...	2025-11-19:08:00:00 CST	OCEAN	1302596249		ASIA PACIFIC CIS WUXI CO LTD (Jabi Poland Sp. z o. o. Test ...		KHNN
<input checked="" type="checkbox"/>	<input checked="" type="checkbox"/>	BKG3654	Milestone Details	Confirmed			PL01	Kwidzyn Poland	0000260326	Test Connec...	2025-11-19:08:00:00 CST	OCEAN	1302596248	1	ASIA PACIFIC CIS WUXI CO LTD ()	Jabi Poland Sp. z o. o. Test ...		KHNN

Records per page 20

Vendor Booking Details

Locales and local to event dates/times behave independently of each other while editing.

Vendor Booking No. BKG14296

Header State Planned

Creator Code e2open_super_user

Supplier Shipment Reference

Expected Transport Mode

Parties

Routing

Documents

Transport Mode* PARCEL

Header Last Modified Date 2025-12-13:00:06:01

VB Sent to FF Date --

Incoterms EXW

Expected Service Level --

Attributes

Vendor Booking No. BKG3654

Consignee ID PL01

Consignee Description Kwidzyn Poland

Details

Milestone	Milestone Desc	Milestone Category	Milestone Date (Actual)	Milestone Level Key	Last Modified Date
SBC	Shipper Booking Confirmed	PLANNING	2025-11-19 13:47:34 GMT	BKG3654	19-11-2025 13:47:34
SBRUI	Shipper Booking Received UI	PLANNING	2025-11-19 13:18:09 GMT	BKG3654	19-11-2025 13:43:47

Order: 1302596249 - SAPSTG / 0000260326

Purchase Order No. 1302596249

Customer ID SAPSTG

Customer Description SAPSTG

Buyer Email SPARE@JABIL.COM

Incoterms EXW

Special Instructions None

Document Date 2025-11-18:13:29:10

Incoterms Location loc

Order Details Receipt Info Vendor Booking Info Transport Order Info

Order Schedules

Page 1 of 1; 1 Records, 1 Selected

Line ID	Schedule ID	Schedule State	Jabil Part Number	Jabil Part Description	SAP Part Number
1	1	Accepted	HB1159316	PartDescriptionTest5123124	HB1159316

“联系物流” — 位于预期货代/承运商字段中

数字化 Routing Guide 中未定义的订舱

- 在供应商订舱过程中，如果在预期货代/承运商字段（2）下，所选择的**承运商、运输方式或服务等级**未包含在数字化运输指南中，点击“计算”后，系统将显示“联系物流”的提示信息。（2）
- 此时，您可以点击“保存”（3），记录系统生成的 Booking ID，然后联系 Jabil 寻求进一步协助。
 - 请通过 HELP 菜单查找各 Jabil 工厂对应的物流支持邮箱地址，并在最终提交订舱前与其取得联系。
 - 或者，您也可以查看此前已提供且有效的 Jabil Shipping and Routing Guide 指引文件中的预期承运商/货代信息，或联系 Jabil Buyer 获取进一步指导。
- 在收集到所有必要信息后，请返回已保存的订舱记录，按照[更新供应商订舱流程](#)章节中的步骤更新 FF/Carrier 信息，然后点击“Create Shipment”，将订舱请求发送给对应的货代/承运商。

Vendor Booking Line Items

	Vendor Booking Line ID	Purchase Order No	Purchase Order Line ID	Booked Qty*	No. Of Packages	Packaging Type	DG Flag	MPN Number	Expected FF/Carrier	Expected Transport Mode	Expected Service Level	Service Level*
:	1	1302596505	1	250	2	Pallet Woo	No	MANUFACTURER PART NUMBER TEST CODE	CONTACT LOGISTICS	AIR	Standard	Standard

Calculate Save Create Shipment Undo

1

3

2

供应商订舱创建 - 路线指引 (RG) 校验

若所选**承运商**、**运输方式**或**服务等级**与路线指引不一致，字段将以红色显示并提示期望值。
修正后点击 **更新订舱详情**。

**修正数据后
点击“更新VB详情”**

2

2

2

3

2

Vendor Booking Details

Vendor Booking No. BKG33408

Ship Date 2026-03-12:00:00:00 CST

Creation Date 2026-03-05:11:42:15

Header State Confirmed

Header Last Modified Date 2026-03-05:11:43:22

Freight Cost Freight Collect

Transaction Mode

Creator Code Henriett Bak

VB Sent to FF Date --

Declaration Required

Declaration Location

Supplier Sh

Incoterms EXW

Incoterms Location loc

Parties

Routing

Documents

Shipment Details

Freight Forwarder (Pre-ASN) DZNA

Expected FF/Carrier WINN

Carrier (Post-ASN) --

Tracking Number --

Packing Comments 1 pallet 120 * 80 cm
20 boxes 20 * 30 cm

Transport Mode* ROAD

Expected Transport Mode ROAD

Chargeable Weight (KGS) 650

Routing Guide Reference

PTA Required --

GLO Booking --

Vendor Booking Transport Order

Vendor Booking List Page 1 of 1; 1 Records, 1 Selected

Vendor Booking Line ID	Purchase Order No	Qty	Shipped Qty	No. Of Packages	Packaging Type	DG Flag	Expected Service Level	Service Level	Stackable Allowed	Battery Included	Invoice Number	ECCN Number	Cargo Type	HS Co
1	1302596286	2,100	0	0		Yes	Standard	Custom						0000C

Cancel Update VB Details View History Reset

Records per page 30

不符合路线指引的订舱

- 若所选**承运商、运输方式或服务等级**与路线指引不一致，系统将通知 Jabil 采购员，但订舱流程不会中断；
- 若供应商在“**受限供应商清单**”中，则订舱需 Jabil 审批
- 在您点击“**计算**”按钮后，您会看到预期的 **FF/承运商 = “保留”**以及预期的**运输模式 = “全部”**。预期的服务级别为空。但您可以继续预订流程并创建货物运输单。请查看下面的屏幕截图。

Vendor Booking Line Items

	Vendor Booking Line ID	Purchase Order No	Purchase Order Line ID	Packaging Type	DG Flag	MPN Number	TEST CODE	Expected FF/Carrier	Expected Transport Mode	Expected Service Level
1	1	1302596397	1	Boxes	Yes	MANUFACTURER PART NUMBER		HOLD	ALL	

1 Calculate Save Create Shipment Undo

2

- 在这种情况下，Jabil采购人员或物流团队会收到关于您此次投诉的通知，并能够决定是否**批准或拒绝**不符合规定的供应商预订申请
- 审批通过后订舱将发送给货代
- 若被拒绝，系统将通知供应商并返回订舱以供修改

请点击[此处](#)查看有关拒绝供应商预订的说明

供应商订舱 - 创建 - 附件上传

1. 在供应商订舱详情页面，找到名为 **Documents (文件)** 的菜单，并点击蓝色箭头将其展开。
2. 选择 **View Documents (查看文件)**，进入文件管理页面以开始上传流程。
3. 系统需要 15 分钟 将您的供应商订舱数据与文件管理模块进行同步。因此，在完成并保存供应商订舱后的最多 15 分钟内，**View Documents** 链接才会显示。

The image shows two overlapping screenshots of a web application interface. The left screenshot shows the 'Vendor Booking Details' page with a sidebar menu. A red circle with the number '1' highlights the 'Documents' menu item. A red arrow points from this menu item to the right screenshot. The right screenshot shows the 'Shipper Booking Details' page. A red box with the number '2' highlights the 'View Documents' link in the 'Documents' section. Another red arrow points from this link to a third red circle with the number '3' located on the right side of the page, indicating the next step in the process.

供应商订舱 - 创建 - 上传文件

前往 文件 区域进行上传

Shipper Booking Details

[Save & Validate](#) [Actions](#) Workflow Stage Documents Required

Shipper Booking ID BKG3654 Ver 1 Source Shipper Booking ID BKG3654 Country of Import -
Org ID SAPSTG Country of Export CN - China

Main [Line Items](#) **Documents** [Events](#) [Notes](#) [New Tab](#) [Audit History](#) [Workflow](#)

General Info

Source Transaction ID BKG3654
Incoterm Code
Incoterm Place
Mode of Transport Code OCEAN OCEAN

Locations [Add](#)

Location Type	Location Name
---------------	---------------

References [Add](#)

Reference Type	Reference Number
+ Purchase Order ID	1302596249

Related Transactions

Transaction Type	Version	Transaction State	Transaction Date
------------------	---------	-------------------	------------------

Change History

Created By	JABIL_INTEGRATION	On	19-Nov-2025 13:45:05	GMT
Last Modified By	JABIL_INTEGRATION	On	19-Nov-2025 13:45:05	GMT

[Save & Validate](#) [Actions](#) Workflow Stage Documents Required

Workflow Status

Document Workflow Stage Documents Required

Partners

[Edit All Selected](#) [Actions](#)

<input type="checkbox"/>	Partner Type	ID, Name & Address	Is Primary Partner	Restricted Party Screening Status	Last Modified By	Last Modified Date
<input type="checkbox"/>	Consignee	PL01	<input type="checkbox"/>	Approved	JABIL_INTEGRATION	19-Nov-2025 13:45:05
<input type="checkbox"/>	Freight Forwarder	KHNN	<input type="checkbox"/>	Approved	JABIL_INTEGRATION	19-Nov-2025 13:45:05
<input type="checkbox"/>	Supplier	0000260326	<input type="checkbox"/>	Approved	JABIL_INTEGRATION	19-Nov-2025 13:45:05

Key Dates [Add](#)

Date Type	Date Value	Time Zone
-----------	------------	-----------

Shipper Booking Details

[Save & Validate](#) [Actions](#) Workflow Stage Documents Required

Shipper Booking ID BKG41866 Ver 1 Source Shipper Booking ID BKG41866 Country of Import -
Org ID SAPSTG Country of Export CN - China

Main [Line Items](#) **Documents** [Events](#) [Notes](#) [New Tab](#) [Audit History](#) [Workflow](#)

Determination Documents Distribution Manual Distribution

Determination

[Determine Documents](#) [Verify Documents](#) [Add Document](#) [Actions](#)

<input type="checkbox"/>	Document Name	Document Determination Level	Status	Document ID	Functional ID	Level	Leg Based	HCDP Required	No. Of Copies
+ <input type="checkbox"/>	Transaction Header-BKG41866	Transaction Header-BKG41866	READY FOR UPLOAD		CONTACT_INFO		END_TO_END	No	<input type="text" value="1"/>
+ <input type="checkbox"/>	Transaction Header-BKG41866	Transaction Header-BKG41866	READY FOR UPLOAD		MSDS	TRANSACTION	END_TO_END	Yes	<input type="text" value="1"/>
+ <input type="checkbox"/>	Transaction Header-BKG41866	Transaction Header-BKG41866	READY FOR UPLOAD		CI	TRANSACTION	END_TO_END	Yes	<input type="text" value="1"/>
+ <input type="checkbox"/>	Transaction Header-BKG41866	Transaction Header-BKG41866	READY FOR UPLOAD		PL	TRANSACTION	END_TO_END	Yes	<input type="text" value="1"/>

供应商订舱- 创建 - 文件附件

需要提供 4 份标准运输文件:

- 商业发票 (Commercial Invoice) - **CI** ;
- 装箱单 (Packing List) - **PL** ;
- 供应商联系信息文件 (包含邮箱和电话号码) , 以便货代在对订舱详情有疑问时进行联系 - **CONTACT_INFO** ;
- 材料安全数据表 (Material Safety Data Sheet) - **MSDS** (如适用)

Shipper Booking Details

Save & Validate Actions Workflow Stage Documents Required

Shipper Booking ID BKG41866 Ver 1 Source Shipper Booking ID BKG41866 Country of Import -

Org ID SAPSTG Country of Export CN - China

Main Line Items **Documents** Events Notes New Tab Audit History Workflow

Determination Documents Distribution Manual Distribution

Determination

Determine Documents Verify Documents Add Document Actions

<input type="checkbox"/>	Document Name	Document Determination Level	Status	Document ID	Functional ID	Level	Leg Based	HCDP Required	No. Of Copies
+ <input type="checkbox"/>	Transaction Header-BKG41866	Transaction Header-BKG41866	READY FOR UPLOAD		CONTACT_INFO		END_TO_END	No	<input type="text" value="1"/>
+ <input type="checkbox"/>	Transaction Header-BKG41866	Transaction Header-BKG41866	READY FOR UPLOAD		MSDS	TRANSACTION	END_TO_END	Yes	<input type="text" value="1"/>
+ <input type="checkbox"/>	Transaction Header-BKG41866	Transaction Header-BKG41866	READY FOR UPLOAD		CI	TRANSACTION	END_TO_END	Yes	<input type="text" value="1"/>
+ <input type="checkbox"/>	Transaction Header-BKG41866	Transaction Header-BKG41866	READY FOR UPLOAD		PL	TRANSACTION	END_TO_END	Yes	<input type="text" value="1"/>

供应商订舱 - 创建 - 上传文件

1. 进入第二部分中的 **Documents** (文件) 区域。
2. 点击 **添加文件** 或 **文件**。
3. 系统将打开一个新窗口，您需要从数据库中输入 **Function ID**，然后**点击图标**。
4. 在下一个窗口中，点击 **Search** (搜索) (无需输入任何搜索条件)。
5. 在显示的列表中，**双击您希望上传的文件类型**。

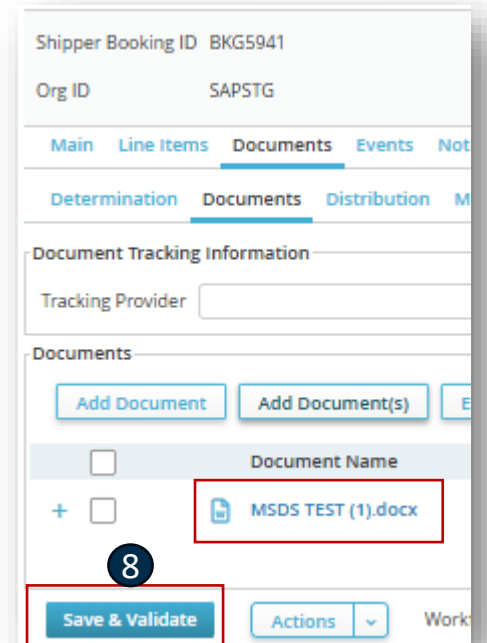
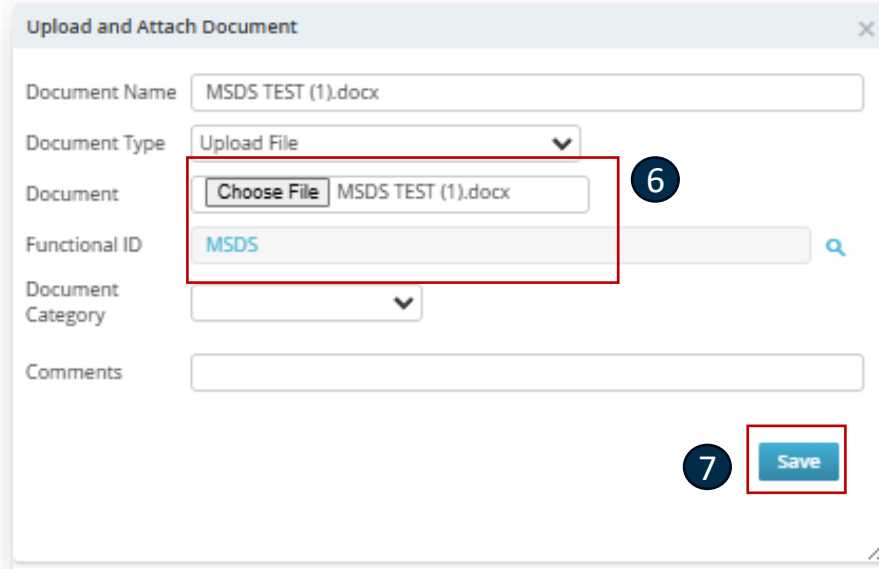
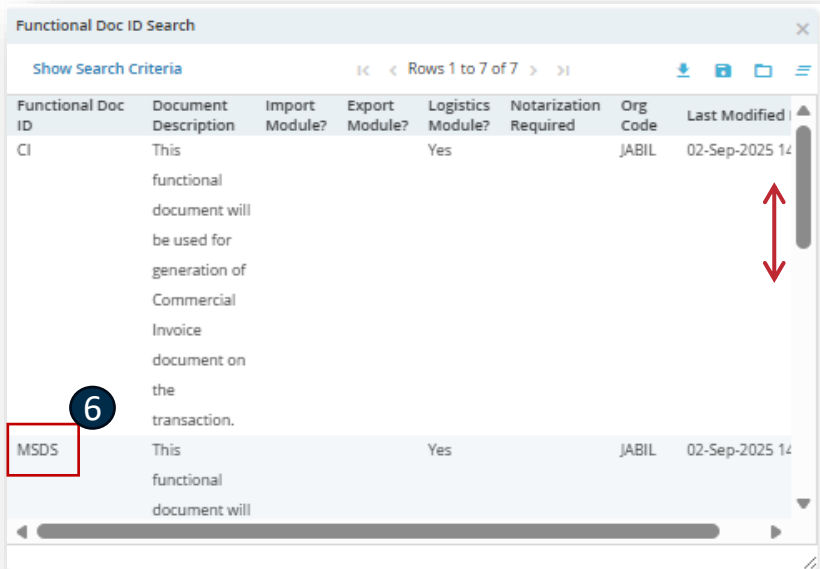
The first screenshot shows the 'Shipper Booking Detail' page with the 'Documents' tab selected and the 'Add Document' button highlighted. The second screenshot shows the 'Upload and Attach Document' dialog box with the 'Function ID' field and a search icon highlighted. The third screenshot shows the 'Functional Doc ID Search' dialog box with the 'Search' button highlighted. The search results table is also visible, showing two entries: 'CI' and 'MSDS'.

Functional Doc ID	Document Description	Import Module?	Export Module?	Logistics Module?	Notarization Required	Org Code	Last Modified
CI	This functional document will be used for generation of Commercial Invoice document on the transaction.			Yes		JABIL	02-Sep-2025 14:00
MSDS	This functional document will			Yes		JABIL	02-Sep-2025 14:00

GLO 供应商订舱 - 创建 - 附加文件

6. 双击文件类型后，所选的 **Function ID** 将以蓝色高亮显示在列表中。现在请点击 **Choose file**（选择文件）上传文件。
7. 点击 **Save**（保存）
8. 当所有文件上传完成后，点击 **Save & Validate**（保存并校验）。

所有文件现在都将与您的货运订舱关联，并共享给承运商。



供应商订舱 - 创建 - 附加文件

1. 文件上传完成后，所有文件都将可访问，系统会将其共享给货代 / 承运商。
2. 您可随时从供应商订舱中返回此菜单，以新增文件或修改已上传的文件。

Shipper Booking ID BKG3654 Ver 1 Source Shipper Booking ID BKG3654 Country of Import -

Org ID SAPSTG Country of Export CN - China

Main Line Items Documents Events Notes New Tab Audit History Workflow

Determination Documents Distribution Manual Distribution

Document Tracking Information

Tracking Provider Tracking Number

Documents

 Level Category Display

<input type="checkbox"/>	Document Name	Link Level	Source	Functional Document ID	HCDP Required	Category	Document Type	Last Modified By	Last Modified On	Active
+ <input type="checkbox"/>	MSDS TEST.docx	Transaction Header-BKG3654	USER			<input type="text"/>	<input type="text"/>	henriett_bakos@jabil.com-jabil	19-Nov-2025 15:23:58	<input checked="" type="checkbox"/>
+ <input type="checkbox"/>	Invoice test.docx	Transaction Header-BKG3654	USER			<input type="text"/>	<input type="text"/>	henriett_bakos@jabil.com-jabil	19-Nov-2025 15:23:58	<input checked="" type="checkbox"/>
+ <input type="checkbox"/>	PL test.docx	Transaction Header-BKG3654	USER			<input type="text"/>	<input type="text"/>	henriett_bakos@jabil.com-jabil	19-Nov-2025 15:23:58	<input checked="" type="checkbox"/>

 Workflow Stage Documents Required

供应商订舱 - 创建 - 附加文件

1. 在供应商订舱页面，您可以随时通过选择 **Document Status**（文件状态）来查看文件上传状态。

Vendor Booking Details

Locales and local to event dates/times behave independently of each other while editing.

Vendor Booking No. BKG3654	Transport Mode OCEAN	Ship Date 2025-11-19:08:00:00 CST	Creation Date 2025-11-19:13:18:09
Header State Confirmed	Header Last Modified Date 2025-11-21:00:03:12	Freight Cost Freight Collect	Transaction Mode International Trade
Creator Code Henriett Bakos	VB Sent to FF Date 2025-11-19:14:00:14	Declaration Required No	Declaration Location
Supplier Shipment Reference	Packing Comments --	Incoterms EXW	Incoterms Location loc
Expected FF/Carrier KHNN	Expected Transport Mode OCEAN	Expected Service Level --	

▼ Parties

▼ Routing

▲ Documents

1 Documents Status Documents Status	View Documents View Documents
---	----------------------------------

▲ Shipment Details

Freight Forwarder (Pre-ASN) KHNN	Carrier (Post-ASN) --	Tracking Number --	Packing Comments 1 pallet and 20 boxes 2 barrels
-------------------------------------	--------------------------	-----------------------	--



全球物流协同

被拒绝的供应商订舱

JABIL

不合规订舱整体流程步骤概览

不合规订舱

- 当供应商存在不合规历史并出现在“受限供应商清单 (Restricted Supplier list)”中时，供应商订舱将被置为 **ON HOLD (暂停)**，并需要 Jabil 采购员审批。
- 若 Jabil 用户拒绝该订舱，系统将向供应商发送拒绝通知，说明拒绝原因，并将订舱退回以供修改。
- 请按照下一页中的说明更新您的供应商订舱并重新提交以获得 Jabil 批准。请注意，此过程中的任何延误都可能影响发运计划，并对生产造成风险。



不符合路线指引的订舱更新

1. 从标题为 **“Rejected Vendor Booking（供应商订舱被拒绝）”** 的邮件通知中，**点击链接**打开供应商订舱；
2. 您可以在主页面更新以下内容：
 - 运输方式（下拉列表）
 - 提货地点（联想输入字段）
 - 货代（联想输入字段）
 - 服务等级（下拉列表）
3. 更新完成后，**点击 Update VB Details（更新订舱详情）**；
4. 然后**点击 Submit for Approval（提交审批）**以通知 Jabil 并获取订舱审批。
5. 如果遗漏该步骤，系统将在您离开页面前进行通知。

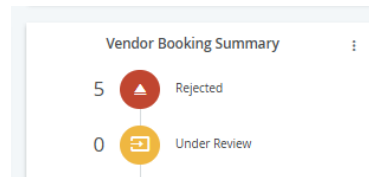
Vendor Booking List Page 1 of 1; 2 Records, 1 Selected

Scales and local to event dates/times behave independently of each other while editing.

Vendor Booking No.	Supplier Name	Ship Date	Transport Mode*	Purchase Order No	Purchase Order Line ID	Pick up Location*	Place Of Delivery	Tracking Number	Freight Forwarder (Pre-ASN)	Carrier (Post-ASN)	Service Level
<input checked="" type="checkbox"/> BKG4472	Test Connections Inc.	2025-11-21:00:00:00 GMT	AIR	1302596244	1		Jabil Poland Sp. z o.o. ()	45678952	DDAG		
<input type="checkbox"/> BKG6063	Test Connections Inc.	2025-11-27:08:00:00 CST	AIR	1302596270	1	ASIA PACIFIC CIS WUXI	Jabil Poland Sp. z o.o. ()		KHNN		Standard

Submit for Approve **Cancel** **Update VB Details** **View History** **Reset**

注意：对于被拒绝的供应商订舱，您也可以通过 **我的工作区（MY WORKSPACE）** 和 **异常菜单（Exception menu）** 进入。



Results	Total
State	
Rejected	5
Under Review	0
Submitted/Approval Required	0
Confirmed	32

不符合路线指引的订舱更新 2

1. 若需查看更多详情，请在列表中点击 **订舱 ID** 以打开订舱详情页面；
2. 标记为红色的期望数据需要在 UI 中进行必要的修正；
3. 点击 **Update VB Details**（更新订舱详情），
4. 然后点击 **Submit Approval**（提交审批）以通知 Jabil 并获取订舱审批。

The image shows a two-step process for updating a vendor booking. The top part shows the 'Vendor Booking List' with a table of bookings. The bottom part shows the 'Vendor Booking Details' page with various fields and buttons.

Step 1: In the 'Vendor Booking List', the 'Vendor Booking No.' 'BKG4472' is highlighted with a red box and a circled '1'. A red arrow points from this box to the 'Update VB Details' button in the bottom left.

Step 2: The 'Vendor Booking Details' page shows several fields. A red box highlights the 'Expected FF/Carrier' field with the value 'GOLD'. Another red box highlights the 'Transport Mode*' dropdown menu, which is currently set to 'ROAD'. A yellow box highlights the 'Expected Transport Mode' field with the value 'ALL'. A red arrow points from the 'Update VB Details' button to the 'Submit for Approve' button in the bottom left.

Step 3: The 'Update VB Details' button is highlighted with a red box and a circled '3'.

Step 4: The 'Submit for Approve' button is highlighted with a red box and a circled '4'.

Callout Box: A red callout box on the right side of the details page contains the text: '修正数据后，点击 Update VB Details，然后点击 Submit for Approval。' (After correcting the data, click Update VB Details, then click Submit for Approval.)

Table Data (Vendor Booking List):

Vendor Booking No.	Milestones	Header State	Approval Status	Rejection Comment
BKG4472	Milestone Details	Rejected	Reject	Transport mode should be Ocean
BKG6063	Milestone Details	Rejected	Reject	change TR mode from Ocean to Air

Table Data (Vendor Booking Details):

Field	Value
Expected FF/Carrier	GOLD
Transport Mode*	ROAD
Expected Transport Mode	ALL



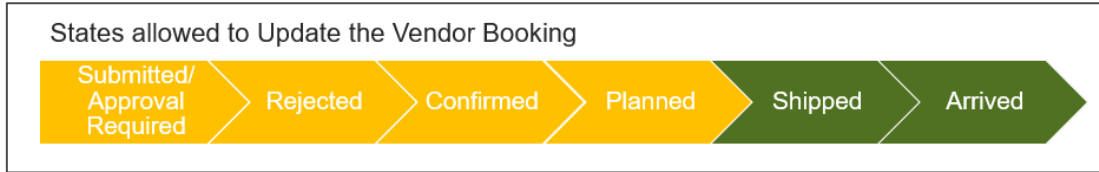
全球物流协同

更新供应商订舱

JABIL

供应商订舱 - 更新

供应商订舱在 Planned（已计划） 状态之前均可进行更新。



1. 若需更新供应商订舱，可前往菜单：
Vendor Booking > Summary or Search（供应商订舱 > 汇总或搜索）
2. 在主页面中，您可以更新以下内容：发运日期、运输方式（下拉列表）、提货地点（联想输入字段）、货代（联想输入字段）、服务等级（下拉列表）
3. 完成修改后，点击 **Update VB Details**（更新订舱详情）。

Vendor Booking > Vendor Booking > Vendor Booking Summary > Vendor Booking List 1 Job Status

Search Vendor Bookings

Vendor Booking List

Page 1 of 1; 9 Records, 1 Selected 2

Locales and local to event dates/times behave independently of each other while editing.

Vendor Booking No.	Ship Date*	Transport Mode*	Purchase Order No.	Purchase Order Line ID	Pick up Location*	Place Of Delivery	Tracking Number	Freight Forwarder (Pre-ASN)	Carrier (Post-ASN)	Service Level
<input checked="" type="checkbox"/> BKG14296	2025-12-12 08:16:44	PARCEL	1302596246	1	Test Connections Inc. I	Jabil Poland Sp. z o.o. ()	123746080196893152		UPSN-PARCEL	
<input type="checkbox"/> BKG14302	2025-12-12 08:16:44	AIR	1302596279	1	Test Connections Inc. I	Jabil Poland Sp. z o.o. ()	TRK67898		DHLC-PARCEL	
<input type="checkbox"/> BKG14775	2025-12-15 10:30:25	PARCEL	1302596289	1	Test Connections Inc. I	Jabil Poland Sp. z o.o. ()	9612709584		DHLC-PARCEL	
<input type="checkbox"/> BKG14779	2025-12-15 10:30:25	PARCEL	1302596298	1	Test Connections Inc. I	Jabil Poland Sp. z o.o. ()	6971200891		DHLC-PARCEL	
<input type="checkbox"/> BKG26342	2026-02-11 17:01:15	PARCEL	1302596388	1	Test Connections Inc. I	Jabil Poland Sp. z o.o. ()	8572205272		DHLC-PARCEL	
<input type="checkbox"/> BKG26345	2026-02-11 17:01:16	PARCEL	1302596389	1	Test Connections Inc. I	Jabil Poland Sp. z o.o. ()	495506337502		FDE-PARCEL	
<input type="checkbox"/> BKG26347	2026-02-11 17:01:16	PARCEL	1302596388	2	Test Connections Inc. I	Jabil Poland Sp. z o.o. ()	6288301725		DHLC-PARCEL	
<input type="checkbox"/> BKG26353	2026-02-11 17:30:50	PARCEL	1302596390	1	Test Connections Inc. I	Jabil Poland Sp. z o.o. ()	888595771646		FDE-PARCEL	
<input type="checkbox"/> BKG26548	2026-02-12 10:00:54	PARCEL	1302596391	1	Test Connections Inc. I	Jabil Poland Sp. z o.o. ()	5751428642		DHLC-PARCEL	

3 **Update (CLP Exists)** **Update VB Details** View History Reset

Records per page 20

供应商订舱 - 更新

1. 若需查看更多详情，请在列表中点击 **订舱 ID** 以打开订舱详情页面；
2. 完成必要的的数据修改；
3. 点击 **Update VB Details**（更新订舱详情）。

The screenshot shows the 'Vendor Booking List' interface. On the left, a table lists bookings with columns for 'Vendor Booking No.', 'Milestones', and 'Header State'. The entry 'BKG14296' is highlighted with a red box. A red arrow points from this box to the 'Vendor Booking Details' page on the right. The details page contains various fields for booking information, including 'Vendor Booking No.', 'Transport Mode', 'Ship Date', 'Creation Date', 'Header State', 'Header Last Modified Date', 'Freight Cost', 'Transaction Mode', 'Creator Code', 'VB Sent to FF Date', 'Declaration Required', 'Declaration Location', 'Supplier Shipment Reference', 'Incoterms', 'Incoterms Location', 'Expected FF/Carrier', 'Expected Transport Mode', 'Expected Service Level', 'Parties', 'Routing', 'Documents', 'Shipment Details', 'Freight Forwarder (Pre-ASN)', 'Carrier (Post-ASN)', 'Tracking Number', 'Packing Comments', 'Chargeable Weight (KGS)', 'Routing Guide Reference', 'PTA Required', and 'GLO Booking'. At the bottom of the details page, there is a 'Vendor Booking List' table with columns for 'Vendor Booking Line ID', 'Purchase Order No', 'Purchase Order Line ID', 'Purchase Order Schedule ID', 'Line State', 'SB Status', 'Approval Status', 'Rejection Comment', 'BuyerID/Purchasing Group', 'Buyer Email', 'Storage Location', 'Jabil Part Number', 'Jabil Part Description', 'Material Group', 'Commodity', 'Unit Of Measure', 'Booked Qty*', and 'Shipper'. The 'Update VB Details' button is highlighted with a red box.



全球物流协同

取消供应商订舱

JABIL

供应商订舱 - 取消

1. 若需取消供应商订舱，请前往菜单：
Vendor Booking > Vendor Booking Summary or Search；仅当订舱请求**尚未与货代或承运商共享**时，供应商才可取消订舱；
2. 请检查页面上的日期和时间戳，仅当 **VB Sent to FF Date** 字段为空时才可取消；
3. 点击 **Cancel (取消)**；
4. 若允许取消，系统将确认；否则将显示错误提示；
5. 订舱取消后，您可随时针对同一 PO 重新创建新的订舱。

Vendor Booking > Vendor Booking > Vendor Booking Search Line(s) > Vendor Booking List Line(s)

Search Vendor Bookings

Vendor Booking List

Page 1 of 1; 6 Records, 1 Selected

Values and local to event dates/times behave independently of each other while editing.

<input type="checkbox"/>	Vendor Booking No.	Purchase Order No.	Purchase Order Line ID	Pick up Location*	Place Of Delivery	Tracking Number	Freight Forwarder (Pre-ASN)	Carrier (Post-ASN)	Service Level	VB Sent to FF Date
<input checked="" type="checkbox"/>	BKG33396	1302596397	1	Henriett Test ()	Jabil Circuit Poland Sp. Z o.o. Zaklad B ()		EXDO		Standard	
<input type="checkbox"/>	BKG5929	1302596267	1	AOC TECHNOLOGIESW	Jabil Poland Sp. z o.o. ()		PNII	PNII	Standard	2025-11-25:11:30:08
<input type="checkbox"/>	BKG5938	1302596268	1	ASIA PACIFIC CIS WUXI	Jabil Poland Sp. z o.o. ()		KHNN	KHNN	Standard	2025-11-25:11:30:09
<input type="checkbox"/>	BKG5939	1302596269	1	ASIA PACIFIC CIS WUXI	Jabil Poland Sp. z o.o. ()		PNII	PNII	Standard	2025-11-25:11:30:10
<input type="checkbox"/>	BKG5940	1302596266	1	ASIA PACIFIC CIS WUXI	Jabil Poland Sp. z o.o. ()		KHNN	KHNN	Standard	2025-11-25:11:30:10
<input type="checkbox"/>	BKG5941	1302596247	1	ASIA PACIFIC CIS WUXI	Jabil Poland Sp. z o.o. ()		PNII	PNII	Standard	2025-11-25:11:30:11

Cancel | Update VB Details | View History | Reset

Records per page 30

Application Message

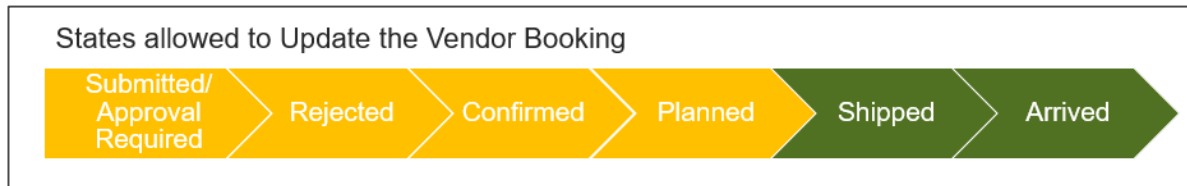
Some of the business objects could not be modified:
Vendor Booking has been sent to Freight Forwarder and cannot be cancelled

3

供应商订舱 – 取消规则

处于 **Confirmed**、**Planned**、**Shipped** 或 **Arrived** 状态的供应商订舱不可取消！

1. 仅当订舱尚未发送给货代 / 承运商时，供应商才可取消订舱，该时间戳在 UI 页面及订舱详情页中清晰可见**(1)**；
2. Jabil 用户无权限取消供应商订舱；
3. 一旦订舱已发送给货代 / 承运商，**只能通过线下沟通**请求其向 GLO 系统发送针对该订舱 ID 的取消信号；
4. 当货代 / 承运商发送取消信号后，运输订单 / 运输单元将变更为 **Canceled (已取消)** 状态，并向用户发送 **CLP Canceled Alert**；
5. 随后，供应商订舱也将被取消，并发送 **Vendor Booking Canceled Alert**；
6. 若发生取消，供应商需重新发起新的供应商订舱流程。



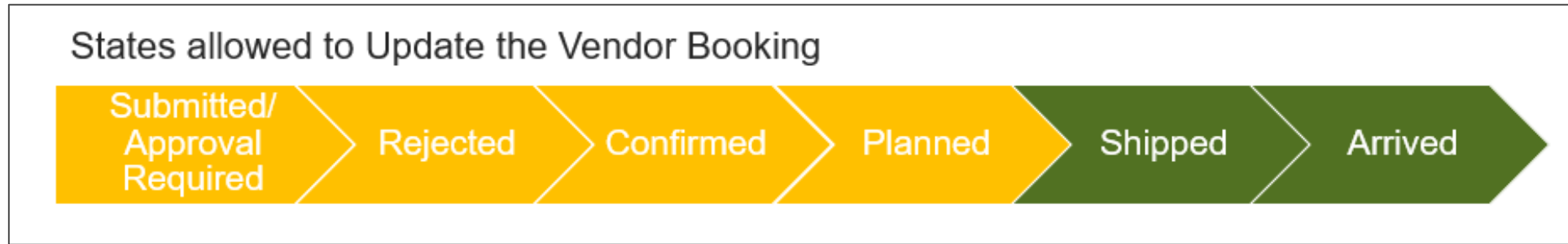
Vendor Booking Details

Locales and local to event dates/times behave independently of each other while editing.

Vendor Booking No. BKG5941	Transport Mode AIR
Header State Confirmed	Header Last Modified Date 2025-11-26:00:03:14
Creator Code Henriett Bakos	VB Sent to FF Date 2025-11-25:11:30:11 1
Supplier Shipment Reference <input type="text"/>	Packing Comments --

供应商订舱 - 状态定义

- 在 GLO 系统中，供应商预订 (Vendor Booking) 在进入“已规划 (Planned) ”状态之前，仍可进行信息更新。可更新供应商预订的角色包括：供应商、Jabil 采购员 (Buyers) 以及 Jabil 物流人员 (Logistics)
- 一旦供应商预订进入“已确认 (Confirmed) ”、“已规划 (Planned) ”、“已发运 (Shipped) ”或“已到达 (Arrived) ”状态后，将无法取消该预订。



状态名称	描述
系统处理中	系统在处理并上传预订数据时设置的内部系统状态。此状态不会在Web门户中显示给用户。
已提交/需审批	供应商预订未通过系统校验，需要人工干预 (进入审批流程) 。例如，若预订信息不符合捷普运输路线指南 (Routing Guide, 简称RG) 或供应商属于受限供应商名单 (Restricted Supplier List) ， 系统会将预订置为此状态，等待捷普采购员审批。
已确认	供应商预订已通过校验 (或获得审批) 。预订被确认，系统将在预设的时间节点将装运指示发送给指定货运代理。
已规划	基于关联的运输订单 (TO) 对象更新的状态。当货运代理将运输订单和运输单元 (TU) 详情回传至GLO系统后，预订状态转换为“已规划”。
已发运	基于关联的运输订单对象更新的状态。承运人已从供应商工厂取件，货物可能在运往港口途中、海上运输途中，或运往最终目的地 (客户工厂) 的途中。此时预订状态为“已发运”。
已到达	基于关联的运输订单对象更新的状态。当所有货物送达最终目的地 (客户工厂) 后，预订状态转换为“已到达”。
已取消	供应商预订的行项目已被取消，不再继续执行。



全球物流协同

GLO 外订舱 - 跟踪数据共享

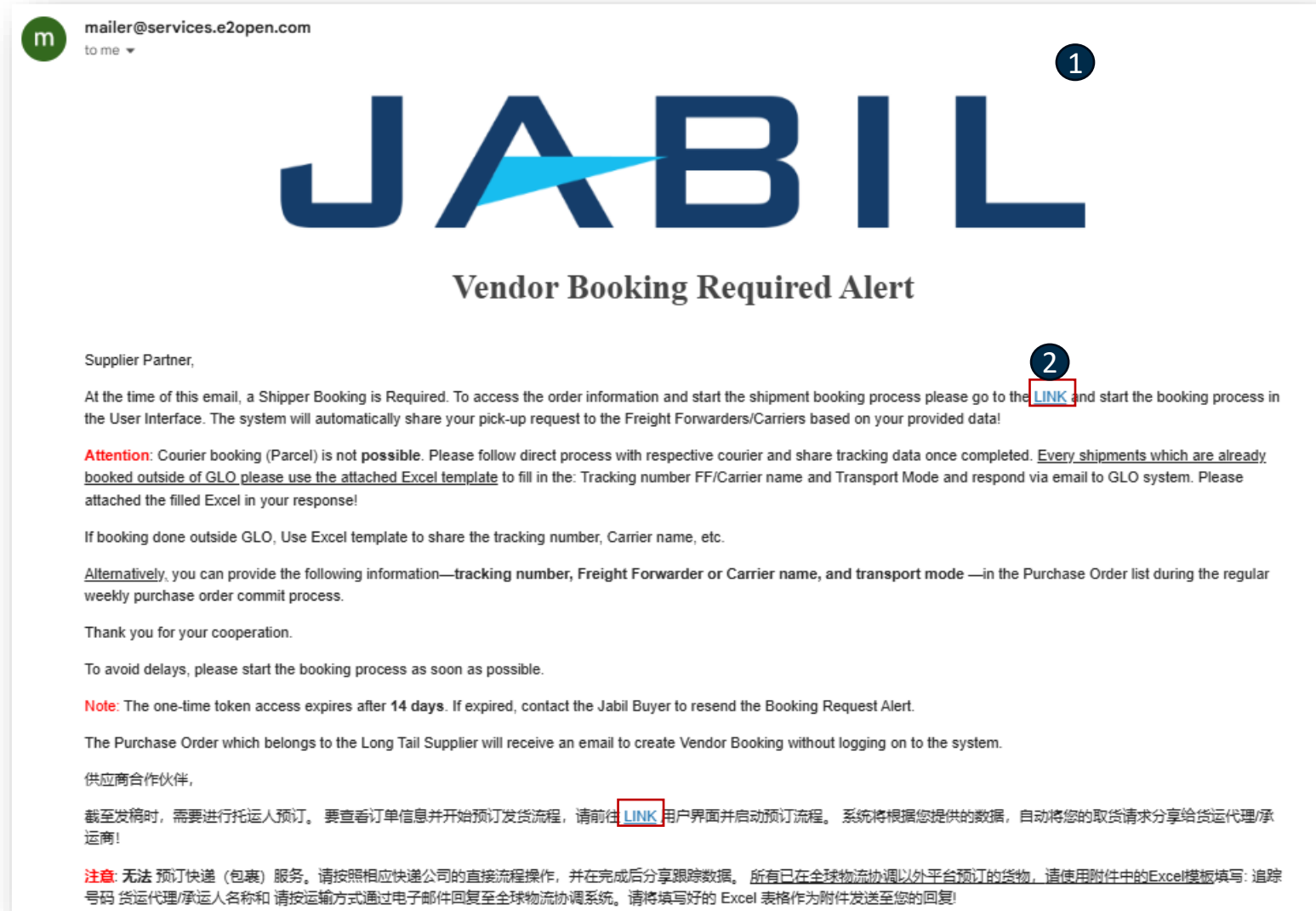
JABIL

跟踪数据共享流程 – 供应商

•e2open 供应商将通过系统通知启动可发运货物的供应商订舱流程；

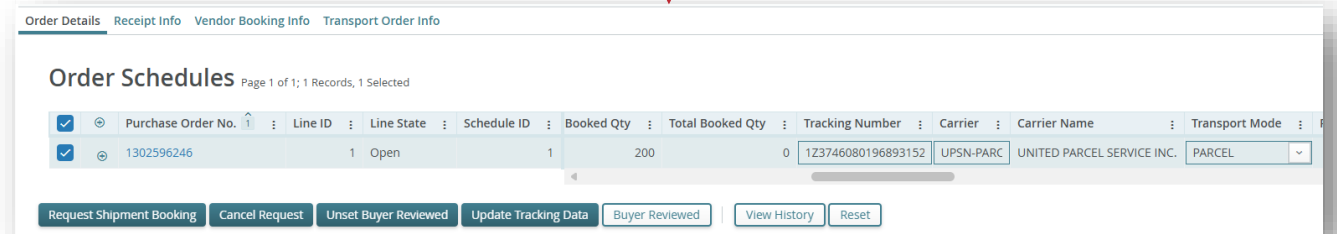
1. 新增通知：**Vendor Booking Required Alerts**（需要供应商订舱通知）；
2. 通知触发逻辑：PO 承诺日期或 PO 请求交期 –（运输时间 + 5 天准备时间）；

•门户供应商可通过邮件通知中的 **链接** 创建订舱并提供跟踪信息。



通过链接共享跟踪数据 - 供应商

在完成供应商订舱后，供应商可通过同一封 Vendor Booking Required 邮件中的链接，在 UI 中共享可用的跟踪信息；示例：快递订舱。



门户用户 - 跟踪数据共享流程

若货运订舱在 GLO 外完成，供应商仍可在订单列表中更新跟踪数据、运输方式及承运商 / 货代名称；
用户可从订单列表访问 PO 数据并查看发运详情；

1. 订单详情中新增字段：已订舱总数量、剩余可订舱数量、承运商代码与名称、运输方式

Order Schedules Page 1 of 1; 1 Records, 1 Selected

<input checked="" type="checkbox"/>	<input type="checkbox"/>	Purchase Order No.	Line ID	Line State	Schedule ID	Schedule State	Supplier Code	Supplier Name	Jabil Part Number	Jabil Part Description	Manufacturer Part Number	Media Code	Manufacturer Name	Request Qty.	Total Received Qty. (Lir)
<input checked="" type="checkbox"/>	<input type="checkbox"/>	1302596246	1	Open	1	Open	0000260326	Test Connections Inc.	HB1159313	PartDescriptionTest1234	MANUFACTURER PART NUMBER TEST CODE	REEL	JABIL	200	

Buttons: Request Shipment Booking, Cancel Request, Unset Buyer Reviewed, Update Tracking Data, View History, Reset

Records per page: 200

2 - 4. 可使用表格编辑器调整字段顺序并保存

Table Editor

Define Grid Columns Define Multi-Column Sort Define Vertical Detail

Available Columns

- Contract Number
- Customer Description
- Storage Location
- Total Received Qty. (Sched)
- Remaining Booked Qty
- Total Booked Qty
- Carrier
- Carrier Name
- Transport Mode

Table Columns

- Request Qty.
- Total Received Qty. (Line)
- Open Qty.
- Promise ID
- Promise State
- Promise Qty.
- Unit Of Measure
- Shipped Qty.
- Request Date
- Rescheduling Message
- Confirmed Arrival Date
- Confirmed Ship Date
- Transit Time
- Tracking Number
- Additional Lead Time
- Country Of Origin

Buttons: Cancel, Save and Close

UI 中的跟踪数据共享

1. 设置完成并显示新字段后，可为 PO 输入：跟踪号、承运商、运输方式。
 - A. 承运商字段支持联想输入。
 - B. 运输方式通过下拉列表选择。
2. 填写完成后，点击 **Acknowledge** (确认) 保存。
3. **规则:** 当运输方式为 **PARCEL (快递)** 时，仅允许以下选项：**FDE-PARCEL, DHLS-PARCEL, or UPSN-PARCEL**; 否则系统将显示错误提示。
4. 数据正确保存后，系统将显示成功提示。

Order Details Receipt Info Vendor Booking Info Transport Order Info

Order Schedules

 Page 1 of 1; 1 Records, 1 Selected

<input checked="" type="checkbox"/>	<input type="checkbox"/>	Purchase Order No. ¹	Line ID	Line State	Schedule ID	Booked Qty	Total Booked Qty	Tracking Number	Carrier	Carrier Name	Transport Mode
<input checked="" type="checkbox"/>	<input type="checkbox"/>	1302596246	1	Open	1	200	0	1Z3746080196893152	UPSN-PARC	UNITED PARCEL SERVICE INC.	PARCEL

2 Acknowledge Edit Promises No Commit View History Reset

3 Action executed successfully for 0 schedule(s) but failed for 1 schedule(s).

4 Action executed successfully for 1 schedule(s).

1 (Red bracket over table headers)

A (Carrier dropdown)

B (Transport Mode dropdown)

通过菜单共享跟踪数据

1. 另一种方式是通过菜单共享跟踪数据：Go to *Exceptions > Discrete Order Problem Summary > Vendor Booking Required Alert*
2. 点击数字打开 PO 列表
3. 按前一页说明输入跟踪号、运输方式和承运商代码。

规则同上: 当运输方式为 PARCEL (快递) 时, 仅允许以下选项: : **FDE-PARCEL, DHLs-PARCEL, or UPSN-PARCEL**; 否则系统将显示错误提示。

Home > Exceptions > Supply Exceptions > Order Problem Summary 1 Job Status

Order Problem Summary Saved Searches TEST PO Henriett Save Search

Results

Exception	Total	Exception	Total
Order Requested and Promised Delivery Date Mismatch Alert	11	Cancel Request Alert	0
Order Requested and Promised Quantity Mismatch Alert	0	Supplier Comments Alert	0
Cancel Pending Response Alert	0	PO Decommit Alert	0
Missing Order Response Alert	2	Cancel Request Rejected Alert	0
New Discrete Order Alert	7	Vendor Booking Required Alert	9
Discrete Order Summary Alert	0		

Order Schedules

Page 1 of 1; 11 Records, 1 Selected

Purchase Order due for Vendor Booking Alert (LongTail Partner)

	Purchase Order No.	Line ID	Line State	Confirmed Arrival Date	Confirmed Ship Date	Tracking Number	Transport Mode	Carrier	Carrier Name	Qty to Cancel	Cancel Request
<input checked="" type="checkbox"/>	1302596278 (0)	1 (0)	Accepted with Changes	12/05/2025	MM/DD/YYYY	123456789	PARCEL	DHLC-PARCEL			

跟踪数据共享完成

成功共享数据后，系统将自动生成所需的运输订单（TO）和运输单元（TU）；系统随后将开始接收在途里程碑、事件信息及预测 ETA；
所有运输里程碑均可在运输订单视图中查看。



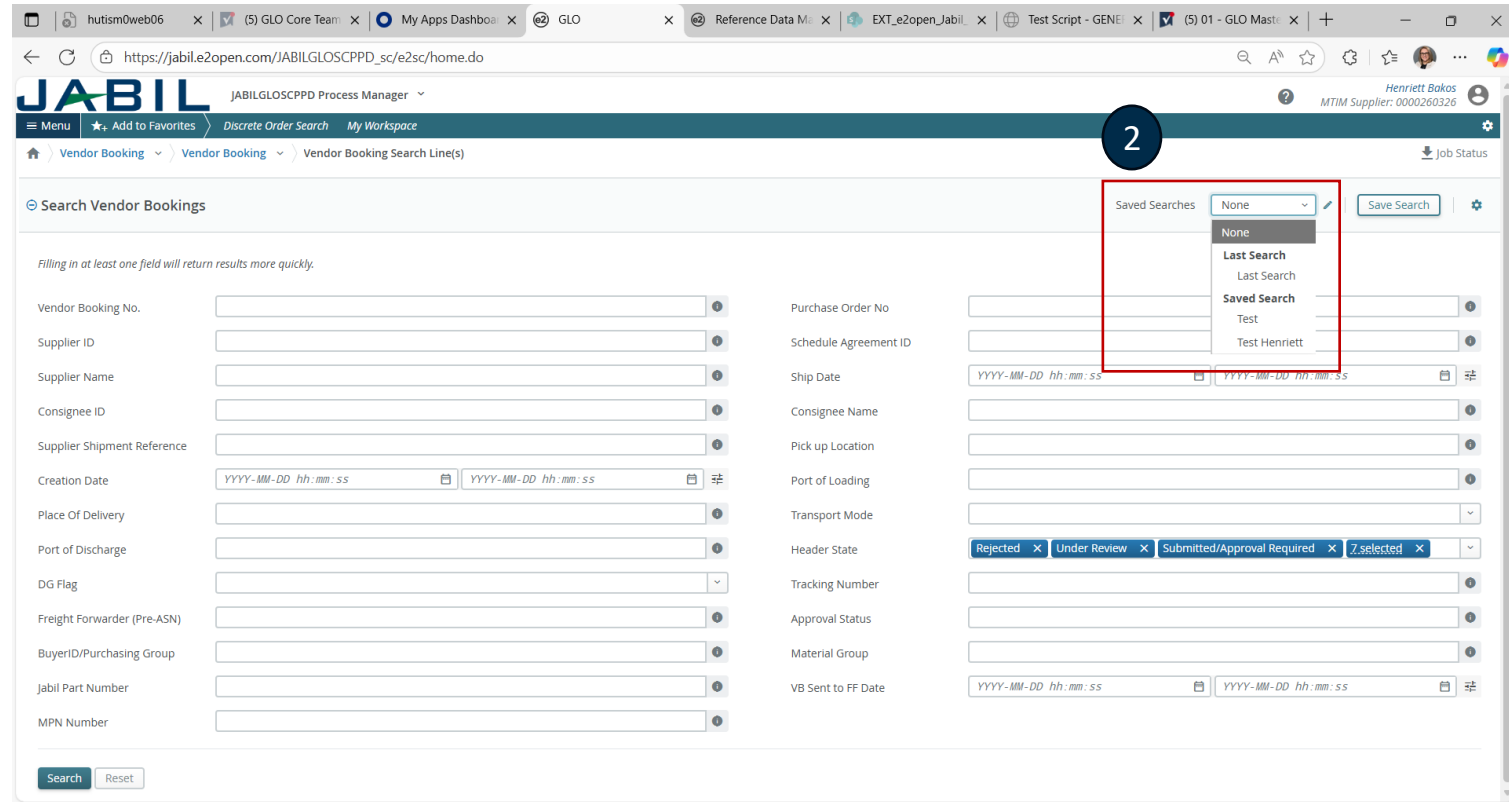
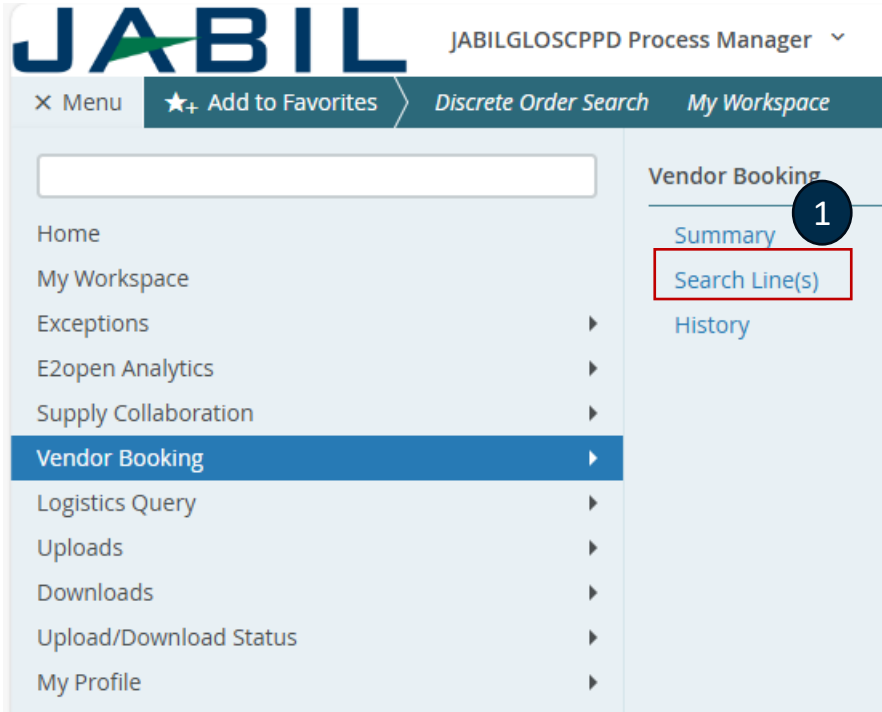
全球物流协同

订舱与货运跟踪

JABIL

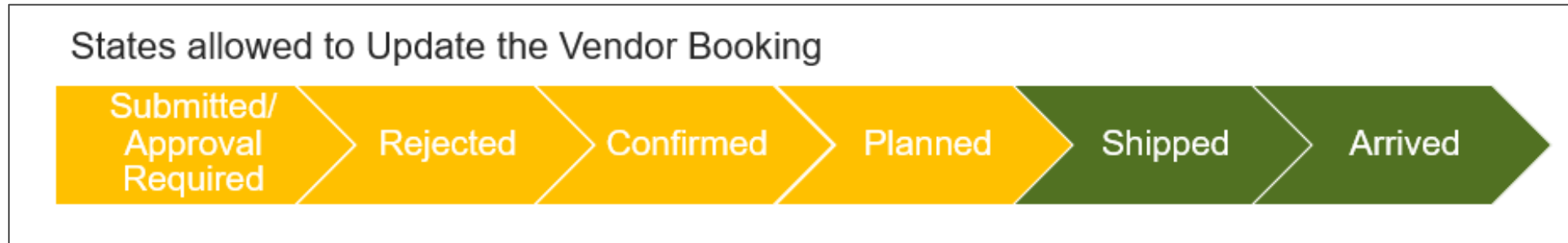
供应商订舱 - 搜索

1. 菜单路径: *Menu > Vendor Booking > Search*
2. 可设置搜索条件或使用列表中的可用筛选器



供应商订舱 - 状态

- 在 GLO 中的供应商预订可以接收更新；这既可以在用户界面 (UI) 中完成，也可以在 B2B 中完成。对于捷普 (Jabil)，我们会收到供应商预订的更新，直到其处于计划状态。能够更新供应商预订的角色有供应商、捷普采购员和捷普物流人员。
- 一旦供应商预订进入“已确认 (Confirmed) ”、“已规划 (Planned) ”、“已发运 (Shipped) ”或“已到达 (Arrived) ”状态后，将无法取消该预订。



状态名称	描述
系统处理中	系统在处理并上传预订数据时设置的内部系统状态。此状态不会在Web门户中显示给用户。
已提交/需审批	供应商预订未通过系统校验，需要人工干预（进入审批流程）。例如，若预订信息不符合捷普运输路线指南（Routing Guide，简称RG）或供应商属于受限供应商名单（Restricted Supplier List），系统会将预订置为此状态，等待捷普采购员审批。
已确认	供应商预订已通过校验（或获得审批）。预订被确认，系统将在预设的时间节点将装运指示发送给指定货运代理。
已规划	基于关联的运输订单（TO）对象更新的状态。当货运代理将运输订单和运输单元（TU）详情回传至GLO系统后，预订状态转换为“已规划”。
已发运	基于关联的运输订单对象更新的状态。承运人已从供应商工厂取件，货物可能在运往港口途中、海上运输途中，或运往最终目的地（客户工厂）的途中。此时预订状态为“已发运”。
已到达	基于关联的运输订单对象更新的状态。当所有货物送达最终目的地（客户工厂）后，预订状态转换为“已到达”。
已取消	供应商预订的行项目已被取消，不再继续执行。

运输订单 (TO) – 对象状态

系统使用状态模型来管理运输订单的生命周期。下表定义了每个状态及其优先级。状态在运输订单行级别设置，并根据状态优先级汇总到抬头。

运输订单 – 生命周期

状态	定义
已规划	运输管理系统 (TMS) 确认订舱/招标并带有集装箱/运输段信息后, TO被更新为已计划。
已发运	TMS返回在途跟踪信息 (含ETA更新) 后, TO被更新为已发运。
已交付	当集装箱送达最终交付地点后, TO被更新为已交付。
请求取消	计划员请求取消TO/集装箱
已取消	TMS确认订舱取消后, TO被更新为已取消
已关闭	计划员将TO关闭。

运输订单 – 状态转换

系统初始	已规划	已发运	已交付	已取消
系统初始	B2B创建 (CLP)	B2B创建 (CLP)		
已规划	UI TMS/TO确认 (4PL)	最后一个集装箱段未到达		Jabil (物流/采购) UI取消
已发运		最后一个集装箱段未到达	最后一个集装箱段已到达	
已交付			最后一个集装箱段已到达	
已取消				

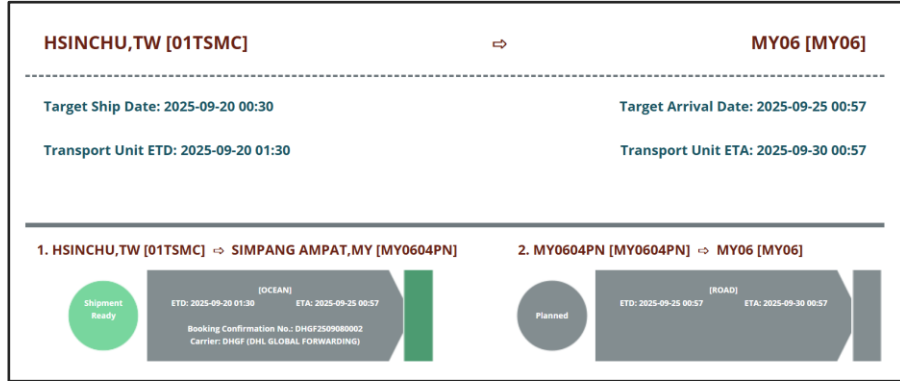
运输单元 (TU) - 状态

状态	定义
已规划	如果所有导致“发运挂起”状态的数据项已解决，则状态变为“发运就绪”。即所有必要数据已填写，但尚未收到实际发运时间。物理集装箱已存在但尚未发运。
在途	收到实际发运时间后，集装箱段状态变为在途。只要有一段已发运，运输订单行状态即为已发运。集装箱正在运输途中。
已到达	集装箱段到达目的地时视为已到达。例如，公路段到达装载港口时收到“已交付”事件，海运段收到“门口放行”事件即为到达。
请求取消	供应商、采购员、计划员或承运商请求取消运输订单，所有集装箱段需取消。应用逻辑需移除所有关联和依赖。此过程完成前，状态为“请求取消”。
已取消	集装箱段已被取消。

起止	发运就绪	在途	已到达	Cancellation Requested	Cancelled
系统初始	B2B创建 (CLP)	B2B创建 (CLP)			
发运就绪		B2B更新 (承运商/状态更新)		UI取消 (4PL)	
在途		B2B更新 (承运商/状态更新)	B2B更新 (承运商/状态更新)		
已到达			B2B更新 (承运商/状态更新)		
请求取消				UI取消 (4PL)	B2B取消 (承运商)
已取消		B2B更新 (CLP)			

运输单元 (TU) - 行程

这是运输单元行程的图形化示例：



下表描述了用于判断TU行程中各种形状的颜色编码、状态和问题说明的逻辑。

图形	描述	逻辑
	浅绿色圆圈	如果计划发运时间 (ETD) ≤ 目标发运日期，则“发运就绪”为绿色 (表示计划发运时间满足目标日期)
	红褐色圆圈	如果计划发运时间 (ETD) 晚于目标发运日期，则“发运就绪”为红色 (表示计划发运时间晚于目标日期)
	灰色箭头	尚未记录实际发运 (ATD=null)，且后续段未发运/到达
	浅绿色箭头	已记录实际发运 (ATD)，且在途段不会错过下一段

运输单元 (TU) - 行程

下表描述了用于判断集装箱行程中各种形状的颜色编码、状态和问题说明的逻辑。

图形	描述	逻辑
	深橙色箭头	从未记录实际发运 (ATD=null)，但后续段已发运或到达。对应运输单元段状态：已到达。
	红褐色圆圈	已记录实际发运 (ATD)，仅适用于最后一段之前的任何集装箱段。到达日期将导致错过下一段，即第一段ETA ≥ 第二段ETD。
	灰色条	后续段未发运/到达，且当前段未记录到达 (ATA=null)
	浅绿色条	已记录到达 (ATA)，且不会错过到达下一段
	深橙色条	已记录到达 (ATA)，且晚于目的地ETA

运输单元 - 里程碑与事件

事件是指在运输过程中特定活动的运输状态更新

- **事件来源:**
 - **自动生成**：这些事件会根据操作步骤在GTL系统中自动生成。
 - **合作伙伴提供**：物流服务商（LSP）将负责管理某些活动，并代表承运商提供事件。
 - **外部事件引擎**：事件引擎（如Shippeo）连接承运商并提供事件。
- **事件类型:**
 - **实际（Actual）**：这些事件及其日期表示事件实际发生的时间。
 - **预计（Estimated）**：这些事件及其日期为事件预计发生的时间。
 - **预测（Predicted）**：此类事件及其日期由预测引擎根据当前船舶地理位置预测船舶到港时间，仅适用于船舶到港里程碑。

里程碑（Milestones）

- GLO会整合来自多个来源的事件，并映射到单一里程碑。
- GLO根据预先配置的优先级设置执行此操作，使用户能够清晰查看运输状态。
- 应用程序跟踪三类里程碑：
 - **计划（PLANNING）**：与运输计划流程相关的里程碑（如：承运商订舱已提交、承运商订舱已确认等）。
 - **单证（DOCUMENTATION）**：与运输单证流程相关的里程碑（如：VGM已提交、清关完成等）。
 - **执行（EXECUTION）**：与运输执行流程相关的里程碑（如：船舶到港、船舶离港等）。



全球物流协同

通知

JABIL

需要供应商订舱通知- 门户用户

通知类型	需要供应商订舱通知 - 门户
发送频率	这些通知会触发给供应商，以开始/启动对需要发货的采购订单进行供应商预订。 每 24 小时一次 (UTC 17:00)
触发条件	当前日期 = 确认到达日期 - (运输时间 + 5 天准备时间) 若无确认日期，则使用 PO 请求日期 如果计划状态为 取消、已关闭和无承诺 ，并且供应商预订已存在（通过采购订单自动转换流程），则 不发出通知 。
再次出发	无
严重级别	高
订阅对象	供应商、Jabil 物流、Jabil 采购员

门户供应商的供应商订舱通知

通知类型	通知说明	订阅对象	通知方式
供应商路线指引不合规	当供应商订舱所选承运商与路线指引中的承运商不一致时触发此通知。	供应商、Jabil采购员、Jabil物流	每天邮件 17:00 UTC 我的工作区
供应商订舱待审核	当Jabil采购员将供应商订舱设置为“待审核”时，系统会向Jabil物流发送此通知。	Jabil物流 / Jabil采购员	每小时邮件 我的工作区 & 异常汇总页面
验证/批准供应商订舱	当供应商在受限名单中且承运商与路线指引不符时触发此通知。	Jabil物流 / Jabil采购员	每小时邮件 我的工作区 & 异常汇总页面
验证/批准供应商订舱	当Jabil采购员/物流拒绝供应商订舱时触发此通知。	Supplier	每小时邮件 我的工作区 & 异常汇总页面
供应商订舱被取消	当供应商订舱被取消时，通知供应商订舱已被取消。	供应商、Jabil采购员、Jabil物流	每小时邮件 我的工作区 & 异常汇总页面

门户供应商的运输订单通知

通知类型	通知说明	订阅对象	通知方式
新建CLP	当通过CLP新建运输订单 (TO) /运输单元 (TU) 时触发此通知。	供应商、Jabil采购员、Jabil物流	每2小时邮件 我的工作区 & 异常汇总页面
CLP已更新	当已有TO/TU被更新时触发此通知。	供应商、Jabil采购员、Jabil物流	每2小时邮件 我的工作区 & 异常汇总页面
CLP取消通知	当已有TO/TU被取消时触发此通知。	供应商、Jabil采购员、Jabil物流	每2小时邮件 我的工作区 & 异常汇总页面
缺少ATD	提供未被提货或承运商/货代未上传事件的发运清单。TO当前日期=ETD+2天已过，但系统未捕获ATD。	Jabil物流 / Jabil采购员	每天邮件 17:00 UTC 我的工作区
缺少ATD	提供未被交付或承运商/货代未上传事件的发运清单。	Jabil物流 / Jabil采购员	每天邮件 17:00 UTC 我的工作区

Documentation Alerts – Portal Suppliers

通知类型	通知说明	订阅对象	通知方式
缺少危险品文件	当供应商订舱被标记为危险品且未上传MSDS文件时触发此通知。	供应商、Jabil采购员、Jabil物流	每天邮件 17:00 UTC 我的工作区
提交单证	当供应商订舱未上传商业发票（CI）和装箱单（PL）时触发此通知。	供应商、Jabil采购员、Jabil物流	每天邮件 17:00 UTC 我的工作区

JABIL

**MADE POSSIBLE.
MADE BETTER.**

